




Single Assessment Institution-Level Pass Rate Data: *Traditional Teacher Preparation Program Within IHE*

		HEOA - Title II 2010 - 2011 Academic Year								
Institution Name	COLLEGE OF CHARLESTON									
Institution Code	5113									
State	South Carolina					April 9, 2012				
							Statewide			
Assessment Information ¹	Group	Number Taking Assessment	Number Passing Assessment	Institutional Pass Rate	Institutional Average Scaled Score	Assessment Cut Score ²	Number Taking Assessment	Number Passing Assessment	Statewide Pass Rate	Statewide Average Scaled Score
BIOLOGY AND GENERAL SCIENCE (0030) Test Company: ETS Score Range: 250-990	All enrolled students who have completed all nonclinical courses, 2010-11						5			
	Other enrolled students, 2010-11						19	18	95%	661
	All program completers, 2010-11	8				570	51	51	100%	674
	All program completers, 2009-10	1				570	30	30	100%	684
	All program completers, 2008-09	3				570	36	36	100%	697
CHEM PHYSICS AND GENERAL SCIENCE (0070) Test Company: ETS Score Range: 250-990	All enrolled students who have completed all nonclinical courses, 2010-11						2			
	Other enrolled students, 2010-11						4			
	All program completers, 2010-11						6			
	All program completers, 2009-10	1				540	8			
	All program completers, 2008-09						2			
ED OF EXCEPTIONAL STUDENTS: CORE CK (0353) Test Company: ETS Score Range: 100-200	All enrolled students who have completed all nonclinical courses, 2010-11						2			
	Other enrolled students, 2010-11						6			
	All program completers, 2010-11	2				150	36	36	100%	175
	All program completers, 2009-10	20	20	100%	184	150	137	137	100%	178
	All program completers, 2008-09	30	30	100%	181	150	155	155	100%	178
ED OF EXCEPTIONAL STUDENTS: LEARNING DISABILITIES (0382) Test Company: ETS Score Range: 100-200	All enrolled students who have completed all nonclinical courses, 2010-11						2			
	Other enrolled students, 2010-11						17	16	94%	180
	All program completers, 2010-11	13	13	100%	171	158	68	67	99%	177
	All program completers, 2009-10	1				158	47	47	100%	174
	All program completers, 2008-09	15	15	100%	177	158	71	71	100%	175
EDUCATION OF YOUNG CHILDREN (0021) Test Company: ETS Score Range: 100-200	All enrolled students who have completed all nonclinical courses, 2010-11	17	17	100%	184	158	98	96	98%	180
	Other enrolled students, 2010-11	8				158	162	158	98%	181
	All program completers, 2010-11	64	64	100%	185	158	679	679	100%	182
	All program completers, 2009-10	62	62	100%	186	158	619	617	100%	183
	All program completers, 2008-09	49	49	100%	183	158	619	619	100%	183


Single Assessment Institution-Level Pass Rate Data: Traditional Teacher Preparation Program Within IHE

		HEOA - Title II 2010 - 2011 Academic Year					April 9, 2012 Statewide				
Institution Name		COLLEGE OF CHARLESTON									
Institution Code		5113									
State		South Carolina									
Assessment Information ¹	Group	Number Taking Assessment	Number Passing Assessment	Institutional Pass Rate	Institutional Average Scaled Score	Assessment Cut Score ²	Number Taking Assessment	Number Passing Assessment	Statewide Pass Rate	Statewide Average Scaled Score	
ELEM ED CONTENT AREA EXERCISES (0012) Test Company: ETS Score Range: 100-200	All enrolled students who have completed all nonclinical courses, 2010-11	2				145	95	92	97%	156	
	Other enrolled students, 2010-11	4				145	134	119	89%	155	
	All program completers, 2010-11	58	58	100%	158	145	720	717	100%	157	
	All program completers, 2009-10	47	47	100%	159	145	648	644	99%	157	
	All program completers, 2008-09	31	31	100%	159	145	602	598	99%	158	
ELEM ED CURR INSTRUC ASSESSMENT (0011) Test Company: ETS Score Range: 100-200	All enrolled students who have completed all nonclinical courses, 2010-11	2				164	100	90	90%	177	
	Other enrolled students, 2010-11	4				164	144	127	88%	175	
	All program completers, 2010-11	58	58	100%	182	164	722	705	98%	179	
	All program completers, 2009-10	47	46	98%	182	164	646	637	99%	179	
	All program completers, 2008-09	31	31	100%	179	164	602	593	99%	178	
ENG LANG LIT COMP CONTENT KNOWLEDGE (0041) Test Company: ETS Score Range: 100-200	All enrolled students who have completed all nonclinical courses, 2010-11	1				162	22	21	95%	180	
	Other enrolled students, 2010-11	1				162	54	48	89%	173	
	All program completers, 2010-11	6				162	125	119	95%	180	
	All program completers, 2009-10	3				162	97	95	98%	181	
	All program completers, 2008-09	4				162	107	106	99%	181	
ENG LANG LIT COMP ESSAYS (0042) Test Company: ETS Score Range: 100-200	All enrolled students who have completed all nonclinical courses, 2010-11	1				150	22	21	95%	156	
	Other enrolled students, 2010-11	1				150	51	38	75%	153	
	All program completers, 2010-11	6				150	125	118	94%	158	
	All program completers, 2009-10	3				150	97	94	97%	160	
	All program completers, 2008-09	4				150	106	105	99%	159	
FRENCH CONTENT KNOWLEDGE (0173) Test Company: ETS Score Range: 100-200	All enrolled students who have completed all nonclinical courses, 2010-11										
	Other enrolled students, 2010-11										
	All program completers, 2010-11										
	All program completers, 2009-10	1				160	5				
	All program completers, 2008-09	1				160	4				
FRENCH PRODUCTIVE LANGUAGE SKILLS (0171) Test Company: ETS Score Range: 100-200	All enrolled students who have completed all nonclinical courses, 2010-11										
	Other enrolled students, 2010-11										
	All program completers, 2010-11										
	All program completers, 2009-10	1				166	5				
	All program completers, 2008-09	1				166	4				


Single Assessment Institution-Level Pass Rate Data: Traditional Teacher Preparation Program Within IHE

		HEOA - Title II 2010 - 2011 Academic Year								
Institution Name	COLLEGE OF CHARLESTON									
Institution Code	5113									
State	South Carolina					April 9, 2012				
Assessment Information ¹							Statewide			
Group		Number Taking Assessment	Number Passing Assessment	Institutional Pass Rate	Institutional Average Scaled Score	Assessment Cut Score ²	Number Taking Assessment	Number Passing Assessment	Statewide Pass Rate	Statewide Average Scaled Score
FRENCH: WORLD LANGUAGE (5174) Test Company: ETS Score Range: 100-200	All enrolled students who have completed all nonclinical courses, 2010-11						1			
	Other enrolled students, 2010-11						1			
	All program completers, 2010-11	1				162	4			
	All program completers, 2009-10									
	All program completers, 2008-09									
GERMAN CONTENT KNOWLEDGE (0181) Test Company: ETS Score Range: 100-200	All enrolled students who have completed all nonclinical courses, 2010-11									
	Other enrolled students, 2010-11	1				151	1			
	All program completers, 2010-11									
	All program completers, 2009-10	2				151	2			
GERMAN PRODUCTIVE LANGUAGE SKILLS (0182) Test Company: ETS Score Range: 100-200	All enrolled students who have completed all nonclinical courses, 2010-11									
	Other enrolled students, 2010-11	1				181	1			
	All program completers, 2010-11									
	All program completers, 2009-10	2				181	2			
MATH PROOFS MODELS PROBLEMS PART 1 (0063) Test Company: ETS Score Range: 100-200	All enrolled students who have completed all nonclinical courses, 2010-11						10	9	90%	159
	Other enrolled students, 2010-11						30	29	97%	161
	All program completers, 2010-11	4				137	88	88	100%	166
	All program completers, 2009-10	2				137	79	79	100%	166
	All program completers, 2008-09	2				137	51	51	100%	168
MATHEMATICS: CONTENT KNOWLEDGE (0061) Test Company: ETS Score Range: 100-200	All enrolled students who have completed all nonclinical courses, 2010-11						12	11	92%	141
	Other enrolled students, 2010-11						37	32	86%	150
	All program completers, 2010-11	4				131	90	88	98%	152
	All program completers, 2009-10	2				131	78	76	97%	157
	All program completers, 2008-09	2				131	51	51	100%	155
MIDDLE SCHOOL ENGLISH LANGUAGE ARTS (0049) Test Company: ETS Score Range: 100-200	All enrolled students who have completed all nonclinical courses, 2010-11	3				155	7			
	Other enrolled students, 2010-11						13	13	100%	178
	All program completers, 2010-11	7				155	48	48	100%	177
	All program completers, 2009-10	14	14	100%	174	155	51	51	100%	173
	All program completers, 2008-09	6				155	26	26	100%	174


Single Assessment Institution-Level Pass Rate Data: Traditional Teacher Preparation Program Within IHE

		HEOA - Title II 2010 - 2011 Academic Year					April 9, 2012 Statewide								
Institution Name Institution Code State		COLLEGE OF CHARLESTON 5113 South Carolina													
Assessment Information ¹		Group					Number Taking Assessment	Number Passing Assessment	Institutional Pass Rate	Institutional Average Scaled Score	Assessment Cut Score ²	Number Taking Assessment	Number Passing Assessment	Statewide Pass Rate	Statewide Average Scaled Score
MIDDLE SCHOOL MATHEMATICS (0069) Test Company: ETS Score Range: 100-200	All enrolled students who have completed all nonclinical courses, 2010-11		3				149	9							
	Other enrolled students, 2010-11							15	14	93%	168				
	All program completers, 2010-11		7				149	68	67	99%	171				
	All program completers, 2009-10		4				149	50	50	100%	174				
	All program completers, 2008-09		7				149	29	28	97%	174				
MIDDLE SCHOOL SCIENCE (0439) Test Company: ETS Score Range: 100-200	All enrolled students who have completed all nonclinical courses, 2010-11		2				145	3							
	Other enrolled students, 2010-11		1				145	11	10	91%	160				
	All program completers, 2010-11		5				145	52	49	94%	161				
	All program completers, 2009-10		5				145	36	35	97%	161				
	All program completers, 2008-09		4				145	29	29	100%	162				
MIDDLE SCHOOL SOCIAL STUDIES (0089) Test Company: ETS Score Range: 100-200	All enrolled students who have completed all nonclinical courses, 2010-11		4				150	12	10	83%	166				
	Other enrolled students, 2010-11							35	29	83%	165				
	All program completers, 2010-11		8				150	55	47	85%	165				
	All program completers, 2009-10		16	12	75%	158	150	64	57	89%	165				
	All program completers, 2008-09		6				150	54	53	98%	170				
MUSIC CONCEPTS AND PROCESSES (0111) Test Company: ETS Score Range: 100-200	All enrolled students who have completed all nonclinical courses, 2010-11		1				145	22	21	95%	158				
	Other enrolled students, 2010-11		1				145	27	23	85%	154				
	All program completers, 2010-11							113	110	97%	159				
	All program completers, 2009-10		1				145	103	100	97%	158				
	All program completers, 2008-09		1				145	90	88	98%	158				
MUSIC CONTENT KNOWLEDGE (0113) Test Company: ETS Score Range: 100-200	All enrolled students who have completed all nonclinical courses, 2010-11		1				151	22	22	100%	162				
	Other enrolled students, 2010-11		1				151	29	23	79%	159				
	All program completers, 2010-11							114	108	95%	165				
	All program completers, 2009-10		1				151	103	103	100%	167				
	All program completers, 2008-09		1				151	90	89	99%	166				
PHYSICAL ED VIDEO EVALUATION (0093) Test Company: ETS Score Range: 100-200	All enrolled students who have completed all nonclinical courses, 2010-11							12	11	92%	169				
	Other enrolled students, 2010-11		1				160	29	27	93%	169				
	All program completers, 2010-11		7				160	112	108	96%	169				
	All program completers, 2009-10		4				160	103	101	98%	167				
	All program completers, 2008-09		3				160	103	102	99%	166				

Single Assessment Institution-Level Pass Rate Data: *Traditional Teacher Preparation Program Within IHE*

		HEOA - Title II 2010 - 2011 Academic Year					April 9, 2012 Statewide				
Institution Name Institution Code State		COLLEGE OF CHARLESTON 5113 South Carolina									
Assessment Information ¹		Group	Number Taking Assessment	Number Passing Assessment	Institutional Pass Rate	Institutional Average Scaled Score	Assessment Cut Score ²	Number Taking Assessment	Number Passing Assessment	Statewide Pass Rate	Statewide Average Scaled Score
PHYSICAL ED: CONTENT KNOWLEDGE (0091) Test Company: ETS Score Range: 100-200	All enrolled students who have completed all nonclinical courses, 2010-11							12	12	100%	157
	Other enrolled students, 2010-11		1				146	33	32	97%	158
	All program completers, 2010-11		7				146	113	111	98%	158
	All program completers, 2009-10		4				146	105	105	100%	160
	All program completers, 2008-09		3				146	103	103	100%	159
PRINCIPLES LEARNING AND TEACHING 5-9 (0523) Test Company: ETS Score Range: 100-200	All enrolled students who have completed all nonclinical courses, 2010-11		7				165	22	15	68%	168
	Other enrolled students, 2010-11							27	24	89%	173
	All program completers, 2010-11		18	18	100%	175	165	190	174	92%	173
	All program completers, 2009-10		21	20	95%	174	165	192	182	95%	173
	All program completers, 2008-09		15	15	100%	175	165	157	153	97%	173
PRINCIPLES LEARNING AND TEACHING 7-12 (0524) Test Company: ETS Score Range: 100-200	All enrolled students who have completed all nonclinical courses, 2010-11		2				165	68	63	93%	174
	Other enrolled students, 2010-11		5				165	136	111	82%	173
	All program completers, 2010-11		37	35	95%	177	165	594	570	96%	175
	All program completers, 2009-10		29	28	97%	176	165	511	498	97%	175
	All program completers, 2008-09		19	19	100%	177	165	507	497	98%	176
PRINCIPLES LEARNING AND TEACHING K-6 (0522) Test Company: ETS Score Range: 100-200	All enrolled students who have completed all nonclinical courses, 2010-11		19	17	89%	178	165	200	180	90%	175
	Other enrolled students, 2010-11		12	11	92%	177	165	294	258	88%	175
	All program completers, 2010-11		154	150	97%	180	165	1615	1570	97%	177
	All program completers, 2009-10		130	130	100%	180	165	1464	1438	98%	178
	All program completers, 2008-09		109	109	100%	181	165	1416	1393	98%	178
SE BEHAVIOREMOOTIONAL (0371) Test Company: ETS Score Range: 100-200	All enrolled students who have completed all nonclinical courses, 2010-11										
	Other enrolled students, 2010-11		2				153	3			
	All program completers, 2010-11		27	25	93%	168	153	34	32	94%	170
	All program completers, 2009-10		14	13	93%	171	153	16	15	94%	171
	All program completers, 2008-09		17	17	100%	175	153	19	19	100%	176
SE CORE KNOWLEDGE & APPLICATIONS (0354) Test Company: ETS Score Range: 100-200	All enrolled students who have completed all nonclinical courses, 2010-11										
	Other enrolled students, 2010-11		1				151	29	29	100%	175
	All program completers, 2010-11		31	31	100%	178	151	71	71	100%	177
	All program completers, 2009-10		1				151	1			
	All program completers, 2008-09										

Single Assessment Institution-Level Pass Rate Data: *Traditional Teacher Preparation Program Within IHE*

		HEOA - Title II 2010 - 2011 Academic Year					Statewide April 9, 2012				
Institution Name Institution Code State		COLLEGE OF CHARLESTON 5113 South Carolina									
Assessment Information ¹		Group					Number Taking Assessment	Number Passing Assessment	Statewide Pass Rate	Statewide Average Scaled Score	
		Number Taking Assessment	Number Passing Assessment	Institutional Pass Rate	Institutional Average Scaled Score	Assessment Cut Score ²	Number Taking Assessment	Number Passing Assessment	Statewide Pass Rate	Statewide Average Scaled Score	
SE STUDENTS WMENTAL RETARDATION (0321) <i>Test Company: ETS</i> <i>Score Range: 100-200</i>	All enrolled students who have completed all nonclinical courses, 2010-11										
	Other enrolled students, 2010-11	1				143	5				
	All program completers, 2010-11	19	19	100%	168	143	29	28	97%	166	
	All program completers, 2009-10	16	16	100%	168	143	25	25	100%	167	
	All program completers, 2008-09	14	14	100%	166	143	20	20	100%	166	
SOCIAL STUDIES: CONTENT KNOWLEDGE (0081) <i>Test Company: ETS</i> <i>Score Range: 100-200</i>	All enrolled students who have completed all nonclinical courses, 2010-11						25	18	72%	164	
	Other enrolled students, 2010-11	2				158	68	57	84%	168	
	All program completers, 2010-11	10	9	90%	170	158	152	142	93%	170	
	All program completers, 2009-10	12	12	100%	168	158	147	144	98%	171	
	All program completers, 2008-09	3				158	152	149	98%	170	
SOCIAL STUDIES: INTERPRET MATERIALS (0083) <i>Test Company: ETS</i> <i>Score Range: 100-200</i>	All enrolled students who have completed all nonclinical courses, 2010-11						24	22	92%	169	
	Other enrolled students, 2010-11	1				160	62	55	89%	167	
	All program completers, 2010-11	10	9	90%	167	160	152	140	92%	168	
	All program completers, 2009-10	12	12	100%	166	160	144	143	99%	169	
	All program completers, 2008-09	3				160	154	152	99%	170	
SPANISH CONTENT KNOWLEDGE (0191) <i>Test Company: ETS</i> <i>Score Range: 100-200</i>	All enrolled students who have completed all nonclinical courses, 2010-11										
	Other enrolled students, 2010-11	1				148	3				
	All program completers, 2010-11						3				
	All program completers, 2009-10	3				148	17	16	94%	175	
	All program completers, 2008-09	2				148	20	20	100%	173	
SPANISH PRODUCTIVE LANGUAGE SKILLS (0192) <i>Test Company: ETS</i> <i>Score Range: 100-200</i>	All enrolled students who have completed all nonclinical courses, 2010-11										
	Other enrolled students, 2010-11	1				161	3				
	All program completers, 2010-11						3				
	All program completers, 2009-10	3				161	16	16	100%	175	
	All program completers, 2008-09	2				161	20	17	85%	171	
SPANISH: WORLD LANGUAGE (5195) <i>Test Company: ETS</i> <i>Score Range: 100-200</i>	All enrolled students who have completed all nonclinical courses, 2010-11						2				
	Other enrolled students, 2010-11	1				168	4				
	All program completers, 2010-11	1				168	19	16	84%	175	
	All program completers, 2009-10						1				
	All program completers, 2008-09										

¹Tests with multiple delivery options (computer, paper, etc.) will be noted with the assessment code for the paper format only.

²Cut scores may vary for groups depending upon when the cut scores are established by the state and when each group completed their teacher certification or licensure assessment.

*Questions regarding tests listed by this testing company must be addressed to your state Title II Coordinator.