




**Single Assessment Institution-Level Pass Rate Data: Traditional Teacher Preparation Program Within IHE**

		<p align="center"><b>HEOA - Title II 2012 - 2013 Academic Year</b></p>								
<b>Institution Name</b>		COLLEGE OF CHARLESTON								
<b>Institution Code</b>		5113								
<b>State</b>		South Carolina								
		<i>January 31, 2014</i>								
<b>Assessment Information<sup>1</sup></b>	<b>Group</b>	<b>Number Taking Assessment</b>	<b>Number Passing Assessment</b>	<b>Institutional Pass Rate</b>	<b>Institutional Average Scaled Score</b>	<b>Assessment Cut Score<sup>2</sup></b>	<b>Number Taking Assessment</b>	<b>Number Passing Assessment</b>	<b>Statewide Pass Rate</b>	<b>Statewide Average Scaled Score</b>
<b>BIOLOGY AND GENERAL SCIENCE (0030)</b>  Test Company: ETS Score Range: 250-990	All enrolled students who have completed all nonclinical courses, 2012-13	1				570	5			
	Other enrolled students, 2012-13	1				570	33	32	97%	663
	All program completers, 2012-13	2				570	53	52	98%	675
	All program completers, 2011-12	1				570	49	48	98%	675
	All program completers, 2010-11	8				570	51	51	100%	674
<b>CHEM PHYSICS AND GENERAL SCIENCE (0070)</b>  Test Company: ETS Score Range: 250-990	All enrolled students who have completed all nonclinical courses, 2012-13						2			
	Other enrolled students, 2012-13						4			
	All program completers, 2012-13	2				540	12	11	92%	597
	All program completers, 2011-12						14	13	93%	651
	All program completers, 2010-11						6			
<b>ED OF EXCEPTIONAL STUDENTS CORE CK (0353)</b>  Test Company: ETS Score Range: 100-200	All enrolled students who have completed all nonclinical courses, 2012-13									
	Other enrolled students, 2012-13									
	All program completers, 2012-13									
	All program completers, 2011-12	1				150	2			
	All program completers, 2010-11	2				150	36	36	100%	175
<b>ED OF EXCEPTIONAL STUDENTS LEARNING DISAB (0382)</b>  Test Company: ETS Score Range: 100-200	All enrolled students who have completed all nonclinical courses, 2012-13									
	Other enrolled students, 2012-13									
	All program completers, 2012-13									
	All program completers, 2011-12	13	13	100%	175	158	71	70	99%	175
	All program completers, 2010-11	13	13	100%	171	158	68	68	100%	177
<b>EDUCATION OF YOUNG CHILDREN (0021)</b>  Test Company: ETS Score Range: 100-200	All enrolled students who have completed all nonclinical courses, 2012-13	8				158	79	78	99%	179
	Other enrolled students, 2012-13	10	10	100%	182	158	120	119	99%	183
	All program completers, 2012-13	61	61	100%	187	158	587	586	100%	183
	All program completers, 2011-12	60	60	100%	186	158	598	598	100%	183
	All program completers, 2010-11	64	64	100%	185	158	684	684	100%	182

**Single Assessment Institution-Level Pass Rate Data: Traditional Teacher Preparation Program Within IHE**


		<p align="center"><b>HEOA - Title II 2012 - 2013 Academic Year</b></p>								
<b>Institution Name</b>		COLLEGE OF CHARLESTON								
<b>Institution Code</b>		5113								
<b>State</b>		South Carolina								
		January 31, 2014								
<b>Assessment Information<sup>1</sup></b>	<b>Group</b>	<b>Number Taking Assessment</b>	<b>Number Passing Assessment</b>	<b>Institutional Pass Rate</b>	<b>Institutional Average Scaled Score</b>	<b>Assessment Cut Score<sup>2</sup></b>	<b>Number Taking Assessment</b>	<b>Number Passing Assessment</b>	<b>Statewide Pass Rate</b>	<b>Statewide Average Scaled Score</b>
<b>ELEM ED CONTENT AREA EXERCISES (0012)</b>  Test Company: ETS Score Range: 100-200	All enrolled students who have completed all nonclinical courses, 2012-13	1				145	11	11	100%	153
	Other enrolled students, 2012-13	1				145	3			
	All program completers, 2012-13						7			
	All program completers, 2011-12	9				145	233	231	99%	157
	All program completers, 2010-11	58	58	100%	158	145	716	716	100%	157
<b>ELEM ED CURR INSTRUC ASSESSMENT (0011)</b>  Test Company: ETS Score Range: 100-200	All enrolled students who have completed all nonclinical courses, 2012-13	1				164	11	8	73%	168
	Other enrolled students, 2012-13	1				164	5			
	All program completers, 2012-13						10	9	90%	173
	All program completers, 2011-12	9				164	234	232	99%	178
	All program completers, 2010-11	58	58	100%	182	164	717	710	99%	179
<b>ELEM ED INSTR PRACTICE AND APPL (CD) (5015)</b>  Test Company: ETS Score Range: 100-200	All enrolled students who have completed all nonclinical courses, 2012-13	5				161	87	80	92%	175
	Other enrolled students, 2012-13	6				161	121	100	83%	172
	All program completers, 2012-13	48	48	100%	180	161	592	588	99%	177
	All program completers, 2011-12	33	32	97%	180	161	383	379	99%	178
	All program completers, 2010-11						12	12	100%	173
<b>ENG LANG LIT COMP CONTENT &amp; ANALYSIS (0044)</b>  Test Company: ETS Score Range: 100-200	All enrolled students who have completed all nonclinical courses, 2012-13						19	17	89%	177
	Other enrolled students, 2012-13	1				166	26	22	85%	178
	All program completers, 2012-13	5				166	93	90	97%	180
	All program completers, 2011-12	11	11	100%	179	166	78	78	100%	183
	All program completers, 2010-11	1				166	4			
<b>ENG LANG LIT COMP CONTENT KNOWLEDGE (0041)</b>  Test Company: ETS Score Range: 100-200	All enrolled students who have completed all nonclinical courses, 2012-13						1			
	Other enrolled students, 2012-13	1				162	4			
	All program completers, 2012-13						3			
	All program completers, 2011-12	1				162	43	43	100%	178
	All program completers, 2010-11	5				162	121	120	99%	181

**Single Assessment Institution-Level Pass Rate Data: Traditional Teacher Preparation Program Within IHE**

		<p align="center"><b>HEOA - Title II 2012 - 2013 Academic Year</b></p>									
Institution Name		COLLEGE OF CHARLESTON									
Institution Code		5113									
State		South Carolina									
Assessment Information <sup>1</sup>		Group	Number Taking Assessment	Number Passing Assessment	Institutional Pass Rate	Institutional Average Scaled Score	Assessment Cut Score <sup>2</sup>	Number Taking Assessment	Number Passing Assessment	Statewide Pass Rate	Statewide Average Scaled Score
<b>ENG LANG LIT COMP ESSAYS (0042)</b>  Test Company: ETS Score Range: 100-200	All enrolled students who have completed all nonclinical courses, 2012-13							1			
	Other enrolled students, 2012-13	1				150	2				
	All program completers, 2012-13						3				
	All program completers, 2011-12	1				150	43	42	98%	157	
	All program completers, 2010-11	5				150	121	118	98%	159	
<b>FRENCH WORLD LANGUAGE (CD) (5174)</b>  Test Company: ETS Score Range: 100-200	All enrolled students who have completed all nonclinical courses, 2012-13	1				162	1				
	Other enrolled students, 2012-13	1				162	1				
	All program completers, 2012-13						4				
	All program completers, 2011-12	2				162	4				
	All program completers, 2010-11	1				162	4				
<b>MATH PROOFS MODELS PROBLEMS PART 1 (0063)</b>  Test Company: ETS Score Range: 100-200	All enrolled students who have completed all nonclinical courses, 2012-13						9				
	Other enrolled students, 2012-13						21	20	95%	161	
	All program completers, 2012-13	2				137	88	87	99%	167	
	All program completers, 2011-12	4				137	84	83	99%	164	
	All program completers, 2010-11	4				137	88	88	100%	166	
<b>MATHEMATICS CONTENT KNOWLEDGE (0061)</b>  Test Company: ETS Score Range: 100-200	All enrolled students who have completed all nonclinical courses, 2012-13						11	10	91%	143	
	Other enrolled students, 2012-13						24	17	71%	145	
	All program completers, 2012-13	2				131	89	87	98%	154	
	All program completers, 2011-12	4				131	84	83	99%	154	
	All program completers, 2010-11	4				131	90	89	99%	152	
<b>MIDDLE SCHOOL ENGLISH LANGUAGE ARTS (0049)</b>  Test Company: ETS Score Range: 100-200	All enrolled students who have completed all nonclinical courses, 2012-13						3				
	Other enrolled students, 2012-13						22	20	91%	170	
	All program completers, 2012-13	14	13	93%	174	155	55	54	98%	174	
	All program completers, 2011-12	7				155	49	47	96%	174	
	All program completers, 2010-11	7				155	48	48	100%	177	


January 31, 2014

**Single Assessment Institution-Level Pass Rate Data: Traditional Teacher Preparation Program Within IHE**

		<p align="center"><b>HEOA - Title II 2012 - 2013 Academic Year</b></p>								
Institution Name		COLLEGE OF CHARLESTON								
Institution Code		5113								
State		South Carolina								
Assessment Information <sup>1</sup>		Number Taking Assessment	Number Passing Assessment	Institutional Pass Rate	Institutional Average Scaled Score	Assessment Cut Score <sup>2</sup>	Number Taking Assessment	Number Passing Assessment	Statewide Pass Rate	Statewide Average Scaled Score
Group										
<b>MIDDLE SCHOOL MATHEMATICS (0069)</b>  Test Company: ETS Score Range: 100-200	All enrolled students who have completed all nonclinical courses, 2012-13	1				149	6			
	Other enrolled students, 2012-13	1				149	37	33	89%	170
	All program completers, 2012-13	1				149	54	52	96%	172
	All program completers, 2011-12	7				149	58	58	100%	172
	All program completers, 2010-11	7				149	68	67	99%	171
<b>MIDDLE SCHOOL SCIENCE (0439)</b>  Test Company: ETS Score Range: 100-200	All enrolled students who have completed all nonclinical courses, 2012-13	2				145	4			
	Other enrolled students, 2012-13	2				145	24	19	79%	156
	All program completers, 2012-13	1				145	35	35	100%	163
	All program completers, 2011-12	6				145	39	36	92%	159
	All program completers, 2010-11	5				145	52	50	96%	161
<b>MIDDLE SCHOOL SOCIAL STUDIES (0089)</b>  Test Company: ETS Score Range: 100-200	All enrolled students who have completed all nonclinical courses, 2012-13	3				150	9			
	Other enrolled students, 2012-13	1				150	26	21	81%	165
	All program completers, 2012-13	15	13	87%	157	150	67	59	88%	164
	All program completers, 2011-12	7				150	67	63	94%	166
	All program completers, 2010-11	8				150	55	49	89%	166
<b>MUSIC CONCEPTS AND PROCESSES (0111)</b>  Test Company: ETS Score Range: 100-200	All enrolled students who have completed all nonclinical courses, 2012-13						1			
	Other enrolled students, 2012-13						4			
	All program completers, 2012-13						22	22	100%	157
	All program completers, 2011-12	1				145	106	102	96%	158
	All program completers, 2010-11						113	111	98%	160
<b>MUSIC CONTENT KNOWLEDGE (0113)</b>  Test Company: ETS Score Range: 100-200	All enrolled students who have completed all nonclinical courses, 2012-13						1			
	Other enrolled students, 2012-13						2			
	All program completers, 2012-13						21	21	100%	164
	All program completers, 2011-12	1				151	107	104	97%	166
	All program completers, 2010-11						114	111	97%	166


January 31, 2014

Single Assessment Institution-Level Pass Rate Data: *Traditional Teacher Preparation Program Within IHE*

		<b>HEOA - Title II 2012 - 2013 Academic Year</b>									
Institution Name		COLLEGE OF CHARLESTON									
Institution Code		5113									
State		South Carolina									
Assessment Information <sup>1</sup>		Group	Number Taking Assessment	Number Passing Assessment	Institutional Pass Rate	Institutional Average Scaled Score	Assessment Cut Score <sup>2</sup>	Number Taking Assessment	Number Passing Assessment	Statewide Pass Rate	Statewide Average Scaled Score
<b>PHYSICAL ED CONTENT AND DESIGN (0095)</b>  Test Company: ETS Score Range: 100-200	All enrolled students who have completed all nonclinical courses, 2012-13	1					169	13	9	69%	173
	Other enrolled students, 2012-13							13	6	46%	169
	All program completers, 2012-13	8					169	107	98	92%	175
	All program completers, 2011-12	5					169	62	60	97%	176
	All program completers, 2010-11							4			
<b>PHYSICAL ED CONTENT KNOWLEDGE (0091)</b>  Test Company: ETS Score Range: 100-200	All enrolled students who have completed all nonclinical courses, 2012-13										
	Other enrolled students, 2012-13	1					146	1			
	All program completers, 2012-13										
	All program completers, 2011-12	1					146	29	28	97%	157
<b>PHYSICAL ED VIDEO EVALUATION (0093)</b>  Test Company: ETS Score Range: 100-200	All enrolled students who have completed all nonclinical courses, 2012-13										
	Other enrolled students, 2012-13	1					160	1			
	All program completers, 2012-13										
	All program completers, 2011-12	1					160	28	28	100%	170
	All program completers, 2010-11	7					160	111	108	97%	169
<b>PRINC LEARNING AND TEACHING 5-9 II (0623)</b>  Test Company: ETS Score Range: 100-200	All enrolled students who have completed all nonclinical courses, 2012-13	2					160	18	17	94%	170
	Other enrolled students, 2012-13	1					160	26	23	88%	170
	All program completers, 2012-13	25	24	96%	174	160	187	183	98%	174	
	All program completers, 2011-12	14	14	100%	173	160	176	170	97%	173	
	All program completers, 2010-11	1					160	18	17	94%	167
<b>PRINC LEARNING AND TEACHING 5-9 (0523)</b>  Test Company: ETS Score Range: 100-200	All enrolled students who have completed all nonclinical courses, 2012-13	2					165	3			
	Other enrolled students, 2012-13										
	All program completers, 2012-13							1			
	All program completers, 2011-12	6					165	30	30	100%	174
	All program completers, 2010-11	17	17	100%	174	165	178	173	97%	174	


January 31, 2014

**Single Assessment Institution-Level Pass Rate Data: Traditional Teacher Preparation Program Within IHE**


		<b>HEOA - Title II 2012 - 2013 Academic Year</b>									
Institution Name		COLLEGE OF CHARLESTON									
Institution Code		5113									
State		South Carolina									
Assessment Information <sup>1</sup>		Group	Number Taking Assessment	Number Passing Assessment	Institutional Pass Rate	Institutional Average Scaled Score	Assessment Cut Score <sup>2</sup>	Number Taking Assessment	Number Passing Assessment	Statewide Pass Rate	Statewide Average Scaled Score
<b>PRINC LEARNING AND TEACHING 7-12 II (0624)</b>  Test Company: ETS Score Range: 100-200	All enrolled students who have completed all nonclinical courses, 2012-13	5					157	51	49	96%	173
	Other enrolled students, 2012-13	4					157	81	74	91%	171
	All program completers, 2012-13	31	30	97%	175	157	523	509	97%	174	
	All program completers, 2011-12	33	32	97%	172	157	410	405	99%	174	
	All program completers, 2010-11	2					157	26	26	100%	167
<b>PRINC LEARNING AND TEACHING 7-12 (0524)</b>  Test Company: ETS Score Range: 100-200	All enrolled students who have completed all nonclinical courses, 2012-13							1			
	Other enrolled students, 2012-13	3					165	7			
	All program completers, 2012-13							5			
	All program completers, 2011-12	2					165	131	131	100%	176
	All program completers, 2010-11	35	35	100%	177	165	579	570	98%	176	
<b>PRINC LEARNING AND TEACHING EARLY CHILD II (0621)</b>  Test Company: ETS Score Range: 100-200	All enrolled students who have completed all nonclinical courses, 2012-13	7					157	61	55	90%	164
	Other enrolled students, 2012-13	7					157	82	74	90%	170
	All program completers, 2012-13	67	65	97%	173	157	547	535	98%	170	
	All program completers, 2011-12	44	43	98%	172	157	378	370	98%	170	
	All program completers, 2010-11							8			
<b>PRINC LEARNING AND TEACHING K-6 II (0622)</b>  Test Company: ETS Score Range: 100-200	All enrolled students who have completed all nonclinical courses, 2012-13	7					160	91	88	97%	174
	Other enrolled students, 2012-13	10	10	100%	185	160	183	174	95%	175	
	All program completers, 2012-13	69	69	100%	179	160	815	802	98%	176	
	All program completers, 2011-12	66	65	98%	177	160	626	620	99%	175	
	All program completers, 2010-11							31	31	100%	171
<b>PRINC LEARNING AND TEACHING K-6 (0522)</b>  Test Company: ETS Score Range: 100-200	All enrolled students who have completed all nonclinical courses, 2012-13	1					165	12	8	67%	171
	Other enrolled students, 2012-13	4					165	7			
	All program completers, 2012-13	1					165	18	16	89%	173
	All program completers, 2011-12	26	25	96%	180	165	408	401	98%	177	
	All program completers, 2010-11	153	150	98%	180	165	1596	1570	98%	178	

January 31, 2014

**Single Assessment Institution-Level Pass Rate Data: Traditional Teacher Preparation Program Within IHE**

		<p align="center"><b>HEOA - Title II 2012 - 2013 Academic Year</b></p>								
<b>Institution Name</b>		COLLEGE OF CHARLESTON								
<b>Institution Code</b>		5113								
<b>State</b>		South Carolina								
		<i>January 31, 2014</i>								
<b>Assessment Information<sup>1</sup></b>	<b>Group</b>	<b>Number Taking Assessment</b>	<b>Number Passing Assessment</b>	<b>Institutional Pass Rate</b>	<b>Institutional Average Scaled Score</b>	<b>Assessment Cut Score<sup>2</sup></b>	<b>Number Taking Assessment</b>	<b>Number Passing Assessment</b>	<b>Statewide Pass Rate</b>	<b>Statewide Average Scaled Score</b>
<b>SE BEHAVIORAL EMOTIONAL (0371)</b>  Test Company: ETS Score Range: 100-200	All enrolled students who have completed all nonclinical courses, 2012-13									
	Other enrolled students, 2012-13	3				153	3			
	All program completers, 2012-13	24	24	100%	178	153	33	33	100%	175
	All program completers, 2011-12	27	26	96%	170	153	28	27	96%	170
	All program completers, 2010-11	27	26	96%	168	153	34	33	97%	171
<b>SE CORE KNOWLEDGE &amp; APPLICATIONS (0354)</b>  Test Company: ETS Score Range: 100-200	All enrolled students who have completed all nonclinical courses, 2012-13	3				151	12	12	100%	167
	Other enrolled students, 2012-13	6				151	34	34	100%	175
	All program completers, 2012-13	30	30	100%	180	151	96	96	100%	176
	All program completers, 2011-12	34	34	100%	178	151	108	108	100%	177
	All program completers, 2010-11	31	31	100%	178	151	71	71	100%	177
<b>SE STUDENTS WMENTAL RETARDATION (0321)</b>  Test Company: ETS Score Range: 100-200	All enrolled students who have completed all nonclinical courses, 2012-13	1				143	1			
	Other enrolled students, 2012-13									
	All program completers, 2012-13	15	15	100%	171	143	23	23	100%	169
	All program completers, 2011-12	19	19	100%	165	143	33	33	100%	165
	All program completers, 2010-11	19	19	100%	168	143	29	29	100%	166
<b>SOCIAL STUDIES CONTENT &amp; INTERPRET (0086)</b>  Test Company: ETS Score Range: 100-200	All enrolled students who have completed all nonclinical courses, 2012-13	1				153	18	15	83%	159
	Other enrolled students, 2012-13	1				153	52	30	58%	156
	All program completers, 2012-13	6				153	123	112	91%	165
	All program completers, 2011-12	8				153	100	94	94%	164
	All program completers, 2010-11						6			
<b>SOCIAL STUDIES CONTENT KNOWLEDGE (0081)</b>  Test Company: ETS Score Range: 100-200	All enrolled students who have completed all nonclinical courses, 2012-13						2			
	Other enrolled students, 2012-13						1			
	All program completers, 2012-13						5			
	All program completers, 2011-12	2				158	60	60	100%	171
	All program completers, 2010-11	10	9	90%	170	158	146	142	97%	171

**Single Assessment Institution-Level Pass Rate Data: Traditional Teacher Preparation Program Within IHE**

		<p align="center"><b>HEOA - Title II 2012 - 2013 Academic Year</b></p>										
Institution Name		COLLEGE OF CHARLESTON										
Institution Code		5113										
State		South Carolina										
Assessment Information <sup>1</sup>		Group		Number Taking Assessment	Number Passing Assessment	Institutional Pass Rate	Institutional Average Scaled Score	Assessment Cut Score <sup>2</sup>	Number Taking Assessment	Number Passing Assessment	Statewide Pass Rate	Statewide Average Scaled Score
<b>SOCIAL STUDIES INTERPRET MATERIALS (0083)</b>  Test Company: ETS Score Range: 100-200	All enrolled students who have completed all nonclinical courses, 2012-13								2			
	Other enrolled students, 2012-13								1			
	All program completers, 2012-13								5			
	All program completers, 2011-12		2				160	60	59	98%	171	
	All program completers, 2010-11		10	9	90%	167	160	146	141	97%	169	
<b>SPANISH WORLD LANGUAGE (CD) (5195)</b>  Test Company: ETS Score Range: 100-200	All enrolled students who have completed all nonclinical courses, 2012-13		1				168	2				
	Other enrolled students, 2012-13		1				168	3				
	All program completers, 2012-13		2				168	10	7	70%	170	
	All program completers, 2011-12		4				168	23	20	87%	178	
	All program completers, 2010-11		1				168	19	18	95%	176	
<b>SPECIAL EDUCATION TEACHING STUDENTS WITH LEARNING (0383)</b>  Test Company: ETS Score Range: 100-200	All enrolled students who have completed all nonclinical courses, 2012-13							6				
	Other enrolled students, 2012-13		1				151	23	20	87%	167	
	All program completers, 2012-13		5				151	38	38	100%	172	
	All program completers, 2011-12											
	All program completers, 2010-11											

January 31, 2014