



Single Assessment Institution-Level Pass Rate Data: Traditional Teacher Preparation Program Within IHE

|  | | HEOA - Title II 2013 - 2014 Academic Year | | | | | Statewide | | | | | |
|---|--|---|---------------------------------|----------------------------------|--------------------------------|---|--|---------------------------------|----------------------------------|----------------------------|---------------------------------------|--|
| Institution Name | | COLLEGE OF CHARLESTON | | | | | | | | | | |
| Institution Code | | 5113 | | | | | | | | | | |
| State | | South Carolina | | | | | | | | | | |
| Assessment Information ¹ | | Group | Number Taking Assessment | Number Passing Assessment | Institutional Pass Rate | Institutional Average Scaled Score | Assessment Cut Score ² | Number Taking Assessment | Number Passing Assessment | Statewide Pass Rate | Statewide Average Scaled Score | |
| BIOLOGY AND GENERAL SCIENCE (0030) Test Company: ETS Score Range: 250-990 | | All enrolled students who have completed all nonclinical courses, 2013-14 | | | | | | 3 | | | | |
| | | Other enrolled students, 2013-14 | 1 | | | | 570 | 19 | 18 | 95% | 676 | |
| | | All program completers, 2013-14 | 2 | | | | 570 | 58 | 58 | 100% | 675 | |
| | | All program completers, 2012-13 | 2 | | | | 570 | 52 | 52 | 100% | 676 | |
| | | All program completers, 2011-12 | 1 | | | | 570 | 49 | 48 | 98% | 675 | |
| CHEM PHYSICS AND GENERAL SCIENCE (0070) Test Company: ETS Score Range: 250-990 | | All enrolled students who have completed all nonclinical courses, 2013-14 | | | | | | | | | | |
| | | Other enrolled students, 2013-14 | | | | | | 3 | | | | |
| | | All program completers, 2013-14 | | | | | | 12 | 12 | 100% | 600 | |
| | | All program completers, 2012-13 | 2 | | | | 540 | 13 | 12 | 92% | 598 | |
| | | All program completers, 2011-12 | | | | | | 14 | 13 | 93% | 651 | |
| ED OF EXCEPTIONAL STUDENTS CORE CK(DISCONTINUED) (0353) Test Company: ETS Score Range: 100-200 | | All enrolled students who have completed all nonclinical courses, 2013-14 | | | | | | | | | | |
| | | Other enrolled students, 2013-14 | | | | | | | | | | |
| | | All program completers, 2013-14 | | | | | | | | | | |
| | | All program completers, 2012-13 | | | | | | | | | | |
| | | All program completers, 2011-12 | 1 | | | | 150 | 2 | | | | |
| ED OF EXCEPTIONAL STUDENTS LEARNING DISAB (0382) Test Company: ETS Score Range: 100-200 | | All enrolled students who have completed all nonclinical courses, 2013-14 | | | | | | | | | | |
| | | Other enrolled students, 2013-14 | | | | | | | | | | |
| | | All program completers, 2013-14 | | | | | | | | | | |
| | | All program completers, 2012-13 | | | | | | | | | | |
| | | All program completers, 2011-12 | 13 | 13 | 100% | 175 | 158 | 70 | 70 | 100% | 176 | |
| EDUCATION OF YOUNG CHILDREN (5021) Test Company: ETS Score Range: 100-200 | | All enrolled students who have completed all nonclinical courses, 2013-14 | 9 | | | | 166 | 101 | 99 | 98% | 182 | |
| | | Other enrolled students, 2013-14 | | | | | | 71 | 69 | 97% | 185 | |
| | | All program completers, 2013-14 | 48 | 47 | 98% | 185 | 166 | 513 | 512 | 100% | 183 | |
| | | All program completers, 2012-13 | 62 | 62 | 100% | 187 | 158 | 592 | 591 | 100% | 183 | |
| | | All program completers, 2011-12 | 60 | 60 | 100% | 186 | 158 | 599 | 599 | 100% | 183 | |


April 3, 2015

Single Assessment Institution-Level Pass Rate Data: Traditional Teacher Preparation Program Within IHE

|  | | HEOA - Title II 2013 - 2014 Academic Year | | | | | Statewide | | | | | |
|---|--|---|---------------------------------|----------------------------------|--------------------------------|---|--|---------------------------------|----------------------------------|----------------------------|---------------------------------------|--|
| Institution Name | | COLLEGE OF CHARLESTON | | | | | | | | | | |
| Institution Code | | 5113 | | | | | | | | | | |
| State | | South Carolina | | | | | | | | | | |
| Assessment Information ¹ | | Group | Number Taking Assessment | Number Passing Assessment | Institutional Pass Rate | Institutional Average Scaled Score | Assessment Cut Score ² | Number Taking Assessment | Number Passing Assessment | Statewide Pass Rate | Statewide Average Scaled Score | |
| ELEM ED CONTENT AREA EXERCISES (0012) Test Company: ETS Score Range: 100-200 | | All enrolled students who have completed all nonclinical courses, 2013-14 | | | | | | | | | | |
| | | Other enrolled students, 2013-14 | | | | | | | | | | |
| | | All program completers, 2013-14 | | | | | | | | | | |
| | | All program completers, 2012-13 | | | | | | 7 | | | | |
| | | All program completers, 2011-12 | 9 | | | | 145 | 234 | 232 | 99% | 157 | |
| ELEM ED CURR INSTRUC ASSESSMENT (0011) Test Company: ETS Score Range: 100-200 | | All enrolled students who have completed all nonclinical courses, 2013-14 | | | | | | | | | | |
| | | Other enrolled students, 2013-14 | | | | | | | | | | |
| | | All program completers, 2013-14 | | | | | | | | | | |
| | | All program completers, 2012-13 | | | | | | 10 | 9 | 90% | 173 | |
| | | All program completers, 2011-12 | 9 | | | | 164 | 235 | 233 | 99% | 178 | |
| ELEM ED INSTR PRACTICE AND APPL (5015) Test Company: ETS Score Range: 100-200 | | All enrolled students who have completed all nonclinical courses, 2013-14 | 1 | | | | 161 | 154 | 148 | 96% | 175 | |
| | | Other enrolled students, 2013-14 | | | | | | 62 | 54 | 87% | 174 | |
| | | All program completers, 2013-14 | 48 | 48 | 100% | 179 | 161 | 550 | 542 | 99% | 177 | |
| | | All program completers, 2012-13 | 48 | 48 | 100% | 180 | 161 | 595 | 593 | 100% | 177 | |
| | | All program completers, 2011-12 | 34 | 33 | 97% | 180 | 161 | 384 | 380 | 99% | 178 | |
| ENG LANG LIT COMP CONTENT & ANALYSIS (5044) Test Company: ETS Score Range: 100-200 | | All enrolled students who have completed all nonclinical courses, 2013-14 | | | | | | 2 | | | | |
| | | Other enrolled students, 2013-14 | | | | | | 4 | | | | |
| | | All program completers, 2013-14 | 1 | | | | 166 | 41 | 38 | 93% | 180 | |
| | | All program completers, 2012-13 | 5 | | | | 166 | 92 | 91 | 99% | 181 | |
| | | All program completers, 2011-12 | 11 | 11 | 100% | 179 | 166 | 75 | 75 | 100% | 183 | |
| ENG LANG LIT COMP CONTENT KNOWLEDGE (0041) Test Company: ETS Score Range: 100-200 | | All enrolled students who have completed all nonclinical courses, 2013-14 | | | | | | | | | | |
| | | Other enrolled students, 2013-14 | | | | | | | | | | |
| | | All program completers, 2013-14 | | | | | | | | | | |
| | | All program completers, 2012-13 | | | | | | 3 | | | | |
| | | All program completers, 2011-12 | 1 | | | | 162 | 47 | 47 | 100% | 178 | |


April 3, 2015

Single Assessment Institution-Level Pass Rate Data: Traditional Teacher Preparation Program Within IHE

|  | | HEOA - Title II 2013 - 2014 Academic Year | | | | | Statewide | | | | | | |
|--|---|--|---|---------------------------------|--|----------------------------------|---|--------------------------------|---|---|---|---|-----|
| Institution Name | | COLLEGE OF CHARLESTON | | | | | Number Taking Assessment | | Number Passing Assessment | | Statewide Pass Rate | | |
| Institution Code | | 5113 | | | | | Institutional Pass Rate | | Institutional Average Scaled Score | | Statewide Average Scaled Score | | |
| State | | South Carolina | | | | | Assessment Cut Score² | | Assessment Cut Score² | | Assessment Cut Score² | | |
| Assessment Information¹ | | Group | | Number Taking Assessment | | Number Passing Assessment | | Institutional Pass Rate | | Institutional Average Scaled Score | | Assessment Cut Score² | |
| ENG LANG LIT COMP ESSAYS (0042) <i>Test Company: ETS</i> <i>Score Range: 100-200</i> | All enrolled students who have completed all nonclinical courses, 2013-14 | | | | | | | | | | | | |
| | Other enrolled students, 2013-14 | | | | | | | | | | | | |
| | All program completers, 2013-14 | | | | | | | | | | | | |
| | All program completers, 2012-13 | | | | | | | | | | 3 | | |
| | All program completers, 2011-12 | | 1 | | | | | | 150 | 43 | 42 | 98% | 157 |
| ENGLISH LANGUAGE ARTS: CONTENT AND ANALYSIS (5039) <i>Test Company: ETS</i> <i>Score Range: 100-200</i> | All enrolled students who have completed all nonclinical courses, 2013-14 | | 1 | | | | | 168 | 16 | 13 | 81% | 176 | |
| | Other enrolled students, 2013-14 | | 1 | | | | | 168 | 33 | 26 | 79% | 175 | |
| | All program completers, 2013-14 | | 3 | | | | | 168 | 46 | 43 | 93% | 179 | |
| | All program completers, 2012-13 | | | | | | | | | 3 | | | |
| | All program completers, 2011-12 | | | | | | | | | | | | |
| FRENCH WORLD LANGUAGE (5174) <i>Test Company: ETS</i> <i>Score Range: 100-200</i> | All enrolled students who have completed all nonclinical courses, 2013-14 | | | | | | | | 1 | | | | |
| | Other enrolled students, 2013-14 | | | | | | | | | | | | |
| | All program completers, 2013-14 | | 4 | | | | | 162 | 8 | | | | |
| | All program completers, 2012-13 | | | | | | | | 4 | | | | |
| | All program completers, 2011-12 | | 2 | | | | | 162 | 4 | | | | |
| MATH PROOFS MODELS PROBLEMS PART 1 (0063) <i>Test Company: ETS</i> <i>Score Range: 100-200</i> | All enrolled students who have completed all nonclinical courses, 2013-14 | | | | | | | | 3 | | | | |
| | Other enrolled students, 2013-14 | | | | | | | | 7 | | | | |
| | All program completers, 2013-14 | | 1 | | | | | 137 | 47 | 47 | 100% | 167 | |
| | All program completers, 2012-13 | | 2 | | | | | 137 | 90 | 90 | 100% | 167 | |
| | All program completers, 2011-12 | | 4 | | | | | 137 | 85 | 84 | 99% | 164 | |
| MATHEMATICS CONTENT KNOWLEDGE (0061) <i>Test Company: ETS</i> <i>Score Range: 100-200</i> | All enrolled students who have completed all nonclinical courses, 2013-14 | | | | | | | | 1 | | | | |
| | Other enrolled students, 2013-14 | | | | | | | | 2 | | | | |
| | All program completers, 2013-14 | | | | | | | | 30 | 28 | 93% | 149 | |
| | All program completers, 2012-13 | | 2 | | | | | 131 | 89 | 89 | 100% | 155 | |
| | All program completers, 2011-12 | | 4 | | | | | 131 | 85 | 84 | 99% | 154 | |


April 3, 2015

Single Assessment Institution-Level Pass Rate Data: Traditional Teacher Preparation Program Within IHE

|  | | HEOA - Title II 2013 - 2014 Academic Year | | | | | Statewide | | | | | |
|---|---|--|----|---------------------------------|----------------------------------|--------------------------------|---|---|---|------|---|---------------------------------------|
| Institution Name | | COLLEGE OF CHARLESTON | | | | | Number Taking Assessment | | Number Passing Assessment | | Statewide Pass Rate | Statewide Average Scaled Score |
| Institution Code | | 5113 | | | | | Institutional Pass Rate | | Institutional Average Scaled Score | | Assessment Cut Score² | |
| State | | South Carolina | | | | | Number Taking Assessment | | Number Passing Assessment | | Statewide Pass Rate | Statewide Average Scaled Score |
| Assessment Information¹ | | Group | | Number Taking Assessment | Number Passing Assessment | Institutional Pass Rate | Institutional Average Scaled Score | Assessment Cut Score² | Statewide | | Statewide Average Scaled Score | |
| MATHEMATICS: CK (5161) Test Company: ETS Score Range: 100-200 | All enrolled students who have completed all nonclinical courses, 2013-14 | | | | | | | | 15 | 11 | 73% | 165 |
| | Other enrolled students, 2013-14 | | | | | | | | 28 | 16 | 57% | 157 |
| | All program completers, 2013-14 | | 1 | | | | | 160 | 36 | 33 | 92% | 168 |
| | All program completers, 2012-13 | | | | | | | | 2 | | | |
| | All program completers, 2011-12 | | | | | | | | | | | |
| MIDDLE SCHOOL ENG LANG ARTS (5047) Test Company: ETS Score Range: 100-200 | All enrolled students who have completed all nonclinical courses, 2013-14 | | | | | | | | 5 | | | |
| | Other enrolled students, 2013-14 | | | | | | | | 8 | | | |
| | All program completers, 2013-14 | | 9 | | | | | 164 | 28 | 23 | 82% | 169 |
| | All program completers, 2012-13 | | | | | | | | 1 | | | |
| | All program completers, 2011-12 | | | | | | | | 1 | | | |
| MIDDLE SCHOOL ENGLISH LANGUAGE ARTS (5049) Test Company: ETS Score Range: 100-200 | All enrolled students who have completed all nonclinical courses, 2013-14 | | | | | | | | 1 | | | |
| | Other enrolled students, 2013-14 | | | | | | | | 21 | 20 | 95% | 172 |
| | All program completers, 2013-14 | | 14 | 14 | 100% | 175 | 155 | 55 | 55 | 100% | 175 | |
| | All program completers, 2012-13 | | 7 | | | | 155 | 49 | 47 | 96% | 174 | |
| | All program completers, 2011-12 | | | | | | | | | | | |
| MIDDLE SCHOOL MATHEMATICS (DISCONTINUED) (0069) Test Company: ETS Score Range: 100-200 | All enrolled students who have completed all nonclinical courses, 2013-14 | | | | | | | | 1 | | | |
| | Other enrolled students, 2013-14 | | | | | | | | 4 | | | |
| | All program completers, 2013-14 | | 2 | | | | 149 | 33 | 31 | 94% | 170 | |
| | All program completers, 2012-13 | | 1 | | | | 149 | 51 | 51 | 100% | 173 | |
| | All program completers, 2011-12 | | 7 | | | | 149 | 57 | 57 | 100% | 171 | |
| MIDDLE SCHOOL MATHEMATICS (5169) Test Company: ETS Score Range: 100-200 | All enrolled students who have completed all nonclinical courses, 2013-14 | | | | | | | | 9 | | | |
| | Other enrolled students, 2013-14 | | 2 | | | | 165 | 18 | 10 | 56% | 163 | |
| | All program completers, 2013-14 | | 5 | | | | 165 | 34 | 26 | 76% | 171 | |
| | All program completers, 2012-13 | | | | | | | 3 | | | | |
| | All program completers, 2011-12 | | | | | | | | | | | |

April 3, 2015


Single Assessment Institution-Level Pass Rate Data: Traditional Teacher Preparation Program Within IHE

| | | |
|--|--|-----------------------|
|  | HEOA - Title II 2013 - 2014 Academic Year | |
| | Institution Name | COLLEGE OF CHARLESTON |
| | Institution Code | 5113 |
| | State | South Carolina |

April 3, 2015

| Assessment Information ¹ | Group | Number Taking Assessment | Number Passing Assessment | Institutional Pass Rate | Institutional Average Scaled Score | Assessment Cut Score ² | Statewide | | | |
|--|---|--------------------------|---------------------------|-------------------------|------------------------------------|-----------------------------------|--------------------------|---------------------------|---------------------|--------------------------------|
| | | | | | | | Number Taking Assessment | Number Passing Assessment | Statewide Pass Rate | Statewide Average Scaled Score |
| MIDDLE SCHOOL SCIENCE (0439) Test Company: ETS Score Range: 100-200 | All enrolled students who have completed all nonclinical courses, 2013-14 | | | | | | 2 | | | |
| | Other enrolled students, 2013-14 | 1 | | | | 150 | 12 | 7 | 58% | 157 |
| | All program completers, 2013-14 | 10 | 8 | 80% | 162 | 150 | 55 | 51 | 93% | 162 |
| | All program completers, 2012-13 | 1 | | | | 145 | 35 | 35 | 100% | 163 |
| | All program completers, 2011-12 | 6 | | | | 145 | 39 | 36 | 92% | 159 |
| MIDDLE SCHOOL SOCIAL STUDIES (5089) Test Company: ETS Score Range: 100-200 | All enrolled students who have completed all nonclinical courses, 2013-14 | | | | | | 1 | | | |
| | Other enrolled students, 2013-14 | | | | | | 2 | | | |
| | All program completers, 2013-14 | 2 | | | | 155 | 26 | 23 | 88% | 165 |
| | All program completers, 2012-13 | 15 | 13 | 87% | 157 | 150 | 70 | 62 | 89% | 164 |
| | All program completers, 2011-12 | 7 | | | | 150 | 67 | 63 | 94% | 166 |
| MUSIC CONCEPTS AND PROCESSES (0111) Test Company: ETS Score Range: 100-200 | All enrolled students who have completed all nonclinical courses, 2013-14 | | | | | | 1 | | | |
| | Other enrolled students, 2013-14 | | | | | | 2 | | | |
| | All program completers, 2013-14 | | | | | | 3 | | | |
| | All program completers, 2012-13 | 2 | | | | 145 | 30 | 30 | 100% | 158 |
| | All program completers, 2011-12 | 1 | | | | 145 | 104 | 102 | 98% | 158 |
| MUSIC CONTENT & INSTRUCTION (5114) Test Company: ETS Score Range: 100-200 | All enrolled students who have completed all nonclinical courses, 2013-14 | | | | | | 9 | | | |
| | Other enrolled students, 2013-14 | | | | | | 22 | 13 | 59% | 161 |
| | All program completers, 2013-14 | 1 | | | | 162 | 82 | 69 | 84% | 168 |
| | All program completers, 2012-13 | 4 | | | | 162 | 74 | 64 | 86% | 169 |
| | All program completers, 2011-12 | | | | | | 6 | | | |
| MUSIC CONTENT KNOWLEDGE (0113) Test Company: ETS Score Range: 100-200 | All enrolled students who have completed all nonclinical courses, 2013-14 | | | | | | 1 | | | |
| | Other enrolled students, 2013-14 | | | | | | 2 | | | |
| | All program completers, 2013-14 | | | | | | 3 | | | |
| | All program completers, 2012-13 | 2 | | | | 151 | 30 | 28 | 93% | 162 |
| | All program completers, 2011-12 | 1 | | | | 151 | 105 | 103 | 98% | 166 |


Single Assessment Institution-Level Pass Rate Data: Traditional Teacher Preparation Program Within IHE

| | | |
|--|--|-----------------------|
|  | HEOA - Title II 2013 - 2014 Academic Year | |
| | Institution Name | COLLEGE OF CHARLESTON |
| | Institution Code | 5113 |
| | State | South Carolina |

April 3, 2015


| Assessment Information ¹ | Group | Number Taking Assessment | Number Passing Assessment | Institutional Pass Rate | Institutional Average Scaled Score | Assessment Cut Score ² | Statewide | | | |
|---|---|--------------------------|---------------------------|-------------------------|------------------------------------|-----------------------------------|--------------------------|---------------------------|---------------------|--------------------------------|
| | | | | | | | Number Taking Assessment | Number Passing Assessment | Statewide Pass Rate | Statewide Average Scaled Score |
| PHYSICAL ED CONTENT AND DESIGN (5095) Test Company: ETS Score Range: 100-200 | All enrolled students who have completed all nonclinical courses, 2013-14 | | | | | | 10 | 7 | 70% | 173 |
| | Other enrolled students, 2013-14 | | | | | | 26 | 22 | 85% | 174 |
| | All program completers, 2013-14 | 4 | | | | 169 | 79 | 69 | 87% | 174 |
| | All program completers, 2012-13 | 8 | | | | 169 | 108 | 104 | 96% | 176 |
| | All program completers, 2011-12 | 5 | | | | 169 | 63 | 62 | 98% | 176 |
| PHYSICAL ED CONTENT KNOWLEDGE (5091) Test Company: ETS Score Range: 100-200 | All enrolled students who have completed all nonclinical courses, 2013-14 | | | | | | | | | |
| | Other enrolled students, 2013-14 | | | | | | | | | |
| | All program completers, 2013-14 | | | | | | | | | |
| | All program completers, 2012-13 | | | | | | | | | |
| | All program completers, 2011-12 | 1 | | | | 146 | 28 | 28 | 100% | 158 |
| PHYSICAL ED VIDEO EVALUATION (DISCONTINUED) (0093) Test Company: ETS Score Range: 100-200 | All enrolled students who have completed all nonclinical courses, 2013-14 | | | | | | | | | |
| | Other enrolled students, 2013-14 | | | | | | | | | |
| | All program completers, 2013-14 | | | | | | | | | |
| | All program completers, 2012-13 | | | | | | | | | |
| | All program completers, 2011-12 | 1 | | | | 160 | 28 | 28 | 100% | 170 |
| PRINC LEARNING AND TEACHING 5-9 (DISCONTINUED) (0523) Test Company: ETS Score Range: 100-200 | All enrolled students who have completed all nonclinical courses, 2013-14 | | | | | | | | | |
| | Other enrolled students, 2013-14 | | | | | | | | | |
| | All program completers, 2013-14 | | | | | | | | | |
| | All program completers, 2012-13 | | | | | | 1 | | | |
| | All program completers, 2011-12 | 6 | | | | 165 | 30 | 30 | 100% | 174 |
| PRINC LEARNING AND TEACHING 5-9 (5623) Test Company: ETS Score Range: 100-200 | All enrolled students who have completed all nonclinical courses, 2013-14 | | | | | | 14 | 12 | 86% | 172 |
| | Other enrolled students, 2013-14 | 3 | | | | 160 | 24 | 24 | 100% | 176 |
| | All program completers, 2013-14 | 30 | 27 | 90% | 175 | 160 | 200 | 193 | 97% | 174 |
| | All program completers, 2012-13 | 25 | 25 | 100% | 174 | 160 | 192 | 191 | 99% | 174 |
| | All program completers, 2011-12 | 14 | 14 | 100% | 173 | 160 | 177 | 173 | 98% | 173 |

Single Assessment Institution-Level Pass Rate Data: Traditional Teacher Preparation Program Within IHE

|  | | HEOA - Title II 2013 - 2014 Academic Year | | | | | Statewide | | | | | | |
|--|---|--|----|---------------------------------|------|----------------------------------|---|--------------------------------|---|---|---------------------------------------|---|-----|
| Institution Name | | COLLEGE OF CHARLESTON | | | | | Number Taking Assessment | | Number Passing Assessment | | Statewide Pass Rate | | |
| Institution Code | | 5113 | | | | | Institutional Pass Rate | | Institutional Average Scaled Score | | Statewide Average Scaled Score | | |
| State | | South Carolina | | | | | Assessment Cut Score² | | Number Taking Assessment | | Number Passing Assessment | | |
| Assessment Information¹ | | Group | | Number Taking Assessment | | Number Passing Assessment | | Institutional Pass Rate | | Institutional Average Scaled Score | | Assessment Cut Score² | |
| PRINC LEARNING AND TEACHING 7-12 (DISCONTINUED) (0524) Test Company: ETS Score Range: 100-200 | All enrolled students who have completed all nonclinical courses, 2013-14 | | | | | | | | | | | | |
| | Other enrolled students, 2013-14 | | | | | | | | | | | | |
| | All program completers, 2013-14 | | | | | | | | | | | | |
| | All program completers, 2012-13 | | | | | | | | | 5 | | | |
| | All program completers, 2011-12 | | 2 | | | | | | 165 | 131 | 131 | 100% | 176 |
| PRINC LEARNING AND TEACHING 7-12 (5624) Test Company: ETS Score Range: 100-200 | All enrolled students who have completed all nonclinical courses, 2013-14 | | 1 | | | | | | 157 | 60 | 58 | 97% | 173 |
| | Other enrolled students, 2013-14 | | | | | | | | | 101 | 93 | 92% | 173 |
| | All program completers, 2013-14 | | 28 | 28 | 100% | 180 | 157 | 465 | 458 | 98% | 175 | | |
| | All program completers, 2012-13 | | 31 | 30 | 97% | 175 | 157 | 530 | 522 | 98% | 174 | | |
| | All program completers, 2011-12 | | 33 | 32 | 97% | 172 | 157 | 414 | 409 | 99% | 174 | | |
| PRINC LEARNING AND TEACHING EARLY CHILD (5621) Test Company: ETS Score Range: 100-200 | All enrolled students who have completed all nonclinical courses, 2013-14 | | 10 | 10 | 100% | 177 | 157 | 64 | 59 | 92% | 169 | | |
| | Other enrolled students, 2013-14 | | 1 | | | | | 157 | 70 | 64 | 91% | 172 | |
| | All program completers, 2013-14 | | 50 | 50 | 100% | 172 | 157 | 487 | 474 | 97% | 170 | | |
| | All program completers, 2012-13 | | 68 | 67 | 99% | 173 | 157 | 556 | 550 | 99% | 170 | | |
| | All program completers, 2011-12 | | 44 | 43 | 98% | 172 | 157 | 377 | 370 | 98% | 170 | | |
| PRINC LEARNING AND TEACHING K-6 (DISCONTINUED) (0522) Test Company: ETS Score Range: 100-200 | All enrolled students who have completed all nonclinical courses, 2013-14 | | | | | | | | | | | | |
| | Other enrolled students, 2013-14 | | | | | | | | | | | | |
| | All program completers, 2013-14 | | | | | | | | | | | | |
| | All program completers, 2012-13 | | 1 | | | | | 165 | 17 | 16 | 94% | 175 | |
| | All program completers, 2011-12 | | 26 | 25 | 96% | 180 | 165 | 408 | 401 | 98% | 177 | | |
| PRINC LEARNING AND TEACHING K-6 (5622) Test Company: ETS Score Range: 100-200 | All enrolled students who have completed all nonclinical courses, 2013-14 | | 2 | | | | | 160 | 141 | 137 | 97% | 175 | |
| | Other enrolled students, 2013-14 | | 1 | | | | | 160 | 153 | 145 | 95% | 175 | |
| | All program completers, 2013-14 | | 89 | 88 | 99% | 178 | 160 | 770 | 761 | 99% | 176 | | |
| | All program completers, 2012-13 | | 70 | 70 | 100% | 179 | 160 | 824 | 818 | 99% | 176 | | |
| | All program completers, 2011-12 | | 68 | 67 | 99% | 177 | 160 | 629 | 625 | 99% | 175 | | |


April 3, 2015

Single Assessment Institution-Level Pass Rate Data: Traditional Teacher Preparation Program Within IHE

|  | | HEOA - Title II 2013 - 2014 Academic Year | | | | | Statewide | | | | |
|--|---|--|---------------------------------|----------------------------------|--------------------------------|---|--|---------------------------------|----------------------------------|----------------------------|---------------------------------------|
| Institution Name | | COLLEGE OF CHARLESTON | | | | | | | | | |
| Institution Code | | 5113 | | | | | | | | | |
| State | | South Carolina | | | | | | | | | |
| Assessment Information ¹ | | Group | Number Taking Assessment | Number Passing Assessment | Institutional Pass Rate | Institutional Average Scaled Score | Assessment Cut Score ² | Number Taking Assessment | Number Passing Assessment | Statewide Pass Rate | Statewide Average Scaled Score |
| SE BEHAVIORAL EMOTIONAL (0371) Test Company: ETS Score Range: 100-200 | All enrolled students who have completed all nonclinical courses, 2013-14 | | | | | | | | | | |
| | Other enrolled students, 2013-14 | | | | | | | | | | |
| | All program completers, 2013-14 | | | | | | | | | | |
| | All program completers, 2012-13 | | 24 | 24 | 100% | 178 | 153 | 33 | 33 | 100% | 175 |
| | All program completers, 2011-12 | | 27 | 26 | 96% | 170 | 153 | 28 | 27 | 96% | 170 |
| SE CORE KNOWLEDGE & APPLICATIONS (5354) Test Company: ETS Score Range: 100-200 | All enrolled students who have completed all nonclinical courses, 2013-14 | | 1 | | | | 151 | 10 | 10 | 100% | 168 |
| | Other enrolled students, 2013-14 | | 3 | | | | 151 | 32 | 32 | 100% | 173 |
| | All program completers, 2013-14 | | 42 | 42 | 100% | 177 | 151 | 114 | 114 | 100% | 176 |
| | All program completers, 2012-13 | | 30 | 30 | 100% | 180 | 151 | 97 | 97 | 100% | 176 |
| | All program completers, 2011-12 | | 35 | 35 | 100% | 178 | 151 | 109 | 109 | 100% | 177 |
| SE STUDENTS WMENTAL RETARDATION (0321) Test Company: ETS Score Range: 100-200 | All enrolled students who have completed all nonclinical courses, 2013-14 | | 1 | | | | 143 | 1 | | | |
| | Other enrolled students, 2013-14 | | | | | | | | | | |
| | All program completers, 2013-14 | | 25 | 25 | 100% | 163 | 143 | 44 | 43 | 98% | 162 |
| | All program completers, 2012-13 | | 16 | 16 | 100% | 170 | 143 | 24 | 24 | 100% | 168 |
| | All program completers, 2011-12 | | 20 | 20 | 100% | 166 | 143 | 34 | 34 | 100% | 165 |
| SE TEACH STUDENTS W LEARNING DISAB (5383) Test Company: ETS Score Range: 100-200 | All enrolled students who have completed all nonclinical courses, 2013-14 | | | | | | | 11 | 10 | 91% | 160 |
| | Other enrolled students, 2013-14 | | | | | | | 15 | 11 | 73% | 161 |
| | All program completers, 2013-14 | | 13 | 13 | 100% | 176 | 151 | 62 | 62 | 100% | 170 |
| | All program completers, 2012-13 | | 5 | | | | 160 | 40 | 40 | 100% | 172 |
| | All program completers, 2011-12 | | 1 | | | | 151 | 3 | | | |
| SE: TEACH STUDENTS W BEH DIS EMOTION DIST (5372) Test Company: ETS Score Range: 100-200 | All enrolled students who have completed all nonclinical courses, 2013-14 | | 1 | | | | 154 | 1 | | | |
| | Other enrolled students, 2013-14 | | 1 | | | | 154 | 1 | | | |
| | All program completers, 2013-14 | | 30 | 30 | 100% | 182 | 154 | 37 | 37 | 100% | 182 |
| | All program completers, 2012-13 | | 1 | | | | 154 | 1 | | | |
| | All program completers, 2011-12 | | | | | | | | | | |

April 3, 2015

Single Assessment Institution-Level Pass Rate Data: Traditional Teacher Preparation Program Within IHE

| | | |
|--|--|-----------------------|
|  | HEOA - Title II 2013 - 2014 Academic Year | |
| | Institution Name | COLLEGE OF CHARLESTON |
| | Institution Code | 5113 |
| | State | South Carolina |

April 3, 2015

| Assessment Information ¹ | Group | Number Taking Assessment | Number Passing Assessment | Institutional Pass Rate | Institutional Average Scaled Score | Assessment Cut Score ² | Statewide | | | |
|--|---|--------------------------|---------------------------|-------------------------|------------------------------------|-----------------------------------|--------------------------|---------------------------|---------------------|--------------------------------|
| | | | | | | | Number Taking Assessment | Number Passing Assessment | Statewide Pass Rate | Statewide Average Scaled Score |
| SOCIAL STUDIES CONTENT & INTERPRETATION (5086) Test Company: ETS Score Range: 100-200 | All enrolled students who have completed all nonclinical courses, 2013-14 | | | | | | 18 | 15 | 83% | 164 |
| | Other enrolled students, 2013-14 | | | | | | 56 | 36 | 64% | 160 |
| | All program completers, 2013-14 | 11 | 11 | 100% | 170 | 153 | 120 | 113 | 94% | 164 |
| | All program completers, 2012-13 | 6 | | | | 153 | 125 | 118 | 94% | 166 |
| | All program completers, 2011-12 | 8 | | | | 153 | 97 | 93 | 96% | 165 |
| SOCIAL STUDIES CONTENT KNOWLEDGE (0081) Test Company: ETS Score Range: 100-200 | All enrolled students who have completed all nonclinical courses, 2013-14 | | | | | | | | | |
| | Other enrolled students, 2013-14 | | | | | | | | | |
| | All program completers, 2013-14 | | | | | | | | | |
| | All program completers, 2012-13 | | | | | | 5 | | | |
| | All program completers, 2011-12 | 2 | | | | 158 | 63 | 62 | 98% | 171 |
| SOCIAL STUDIES INTERPRET MATERIALS (0083) Test Company: ETS Score Range: 100-200 | All enrolled students who have completed all nonclinical courses, 2013-14 | | | | | | | | | |
| | Other enrolled students, 2013-14 | | | | | | | | | |
| | All program completers, 2013-14 | | | | | | | | | |
| | All program completers, 2012-13 | | | | | | 5 | | | |
| | All program completers, 2011-12 | 2 | | | | 160 | 61 | 60 | 98% | 170 |
| SPANISH WORLD LANGUAGE (5195) Test Company: ETS Score Range: 100-200 | All enrolled students who have completed all nonclinical courses, 2013-14 | | | | | | | | | |
| | Other enrolled students, 2013-14 | 1 | | | | 168 | 3 | | | |
| | All program completers, 2013-14 | 1 | | | | 168 | 8 | | | |
| | All program completers, 2012-13 | 2 | | | | 168 | 10 | 7 | 70% | 170 |
| | All program completers, 2011-12 | 4 | | | | 168 | 23 | 21 | 91% | 178 |

Note: In cases where there are less than ten students taking the assessment or license/certificate, the number passing and pass rate are not reported.

¹Tests with multiple delivery options (computer, paper, etc.) will be noted with the assessment code for one format only.

²Cut scores may vary for groups depending upon when the cut scores are established by the state and when each group completed their teacher certification or licensure assessment.