



**Single Assessment Institution-Level Pass Rate Data: Traditional Teacher Preparation Program Within IHE**

	<b>HEOA - Title II 2014 - 2015 Academic Year</b>
	<b>Institution Name</b> COLLEGE OF CHARLESTON
	<b>Institution Code</b> 5113
	<b>State</b> South Carolina

February 26, 2016


Assessment Information <sup>1</sup>	Group	Number Taking Assessment	Number Passing Assessment	Institutional Pass Rate	Institutional Average Scaled Score	Assessment Cut Score <sup>2</sup>	Statewide			
							Number Taking Assessment	Number Passing Assessment	Statewide Pass Rate	Statewide Average Scaled Score
<b>BIOLOGY AND GENERAL SCIENCE (0030)</b>  Test Company: ETS Score Range: 250-990	All enrolled students who have completed all nonclinical courses, 2014-15						1			
	Other enrolled students, 2014-15						5			
	All program completers, 2014-15						17	17	100%	684
	All program completers, 2013-14	2				570	58	58	100%	675
	All program completers, 2012-13	2				570	52	52	100%	676
<b>BIOLOGY CONTENT KNOWLEDGE (0235)</b>  Test Company: ETS Score Range: 100-200	All enrolled students who have completed all nonclinical courses, 2014-15						7			
	Other enrolled students, 2014-15						11	11	100%	164
	All program completers, 2014-15	2				148	15	15	100%	171
	All program completers, 2013-14									
	All program completers, 2012-13									
<b>CHEM PHYSICS AND GENERAL SCIENCE (0070)</b>  Test Company: ETS Score Range: 250-990	All enrolled students who have completed all nonclinical courses, 2014-15									
	Other enrolled students, 2014-15						1			
	All program completers, 2014-15						1			
	All program completers, 2013-14						12	12	100%	600
	All program completers, 2012-13	2				540	13	12	92%	598
<b>EDUCATION OF YOUNG CHILDREN (DISCONTINUED) (5021)</b>  Test Company: ETS Score Range: 100-200	All enrolled students who have completed all nonclinical courses, 2014-15						9			
	Other enrolled students, 2014-15						7			
	All program completers, 2014-15	8				166	172	172	100%	184
	All program completers, 2013-14	47	47	100%	185	166	512	512	100%	183
	All program completers, 2012-13	62	62	100%	187	158	592	591	100%	183
<b>EDUCATION OF YOUNG CHILDREN (5024)</b>  Test Company: ETS Score Range: 100-200	All enrolled students who have completed all nonclinical courses, 2014-15	13	12	92%	176	160	65	55	85%	169
	Other enrolled students, 2014-15						164	142	87%	170
	All program completers, 2014-15	39	37	95%	173	160	287	275	96%	173
	All program completers, 2013-14	1				160	6			
	All program completers, 2012-13						1			

**Single Assessment Institution-Level Pass Rate Data: Traditional Teacher Preparation Program Within IHE**

		<b>HEOA - Title II 2014 - 2015 Academic Year</b>									
Institution Name		COLLEGE OF CHARLESTON									
Institution Code		5113									
State		South Carolina									
							Statewide				
Assessment Information <sup>1</sup>	Group	Number Taking Assessment	Number Passing Assessment	Institutional Pass Rate	Institutional Average Scaled Score	Assessment Cut Score <sup>2</sup>	Number Taking Assessment	Number Passing Assessment	Statewide Pass Rate	Statewide Average Scaled Score	
<b>ELEM ED INSTR PRACTICE AND APPL (DISC) (5015)</b>  Test Company: ETS Score Range: 100-200	All enrolled students who have completed all nonclinical courses, 2014-15						5				
	Other enrolled students, 2014-15						3				
	All program completers, 2014-15						229	225	98%	177	
	All program completers, 2013-14	48	48	100%	179	161	548	541	99%	177	
	All program completers, 2012-13	47	47	100%	180	161	588	586	100%	177	
<b>ELEM ED MULTI SUBJ MATHEMATICS (5003)</b>  Test Company: ETS Score Range: 100-200	All enrolled students who have completed all nonclinical courses, 2014-15	1				157	8				
	Other enrolled students, 2014-15						27	20	74%	174	
	All program completers, 2014-15	5				157	67	63	94%	178	
	All program completers, 2013-14										
	All program completers, 2012-13										
<b>ELEM ED MULTI SUBJ READING LANG ARTS (5002)</b>  Test Company: ETS Score Range: 100-200	All enrolled students who have completed all nonclinical courses, 2014-15	1				157	8				
	Other enrolled students, 2014-15						27	22	81%	170	
	All program completers, 2014-15	5				157	67	62	93%	172	
	All program completers, 2013-14										
	All program completers, 2012-13										
<b>ELEM ED MULTI SUBJ SCIENCES (5005)</b>  Test Company: ETS Score Range: 100-200	All enrolled students who have completed all nonclinical courses, 2014-15	1				159	8				
	Other enrolled students, 2014-15						27	19	70%	168	
	All program completers, 2014-15	5				159	67	57	85%	167	
	All program completers, 2013-14										
	All program completers, 2012-13										
<b>ELEM ED MULTI SUBJ SOCIAL STUDIES (5004)</b>  Test Company: ETS Score Range: 100-200	All enrolled students who have completed all nonclinical courses, 2014-15	1				155	8				
	Other enrolled students, 2014-15						27	19	70%	166	
	All program completers, 2014-15	5				155	67	58	87%	167	
	All program completers, 2013-14										
	All program completers, 2012-13										

February 26, 2016


**Single Assessment Institution-Level Pass Rate Data: Traditional Teacher Preparation Program Within IHE**

	<b>HEOA - Title II 2014 - 2015 Academic Year</b>	
	<b>Institution Name</b>	COLLEGE OF CHARLESTON
	<b>Institution Code</b>	5113
	<b>State</b>	South Carolina

February 26, 2016

Assessment Information <sup>1</sup>	Group	Number Taking Assessment	Number Passing Assessment	Institutional Pass Rate	Institutional Average Scaled Score	Assessment Cut Score <sup>2</sup>	Statewide			
							Number Taking Assessment	Number Passing Assessment	Statewide Pass Rate	Statewide Average Scaled Score
<b>ELEM ED: INSTRUCTIONAL PRACTICE AND APPLICATIONS (5019)</b>  Test Company: ETS Score Range: 100-200	All enrolled students who have completed all nonclinical courses, 2014-15	3				155	79	75	95%	171
	Other enrolled students, 2014-15						101	93	92%	171
	All program completers, 2014-15	26	25	96%	173	155	332	325	98%	171
	All program completers, 2013-14						3			
	All program completers, 2012-13						1			
<b>ENG LANG LIT COMP CONTENT &amp; ANALYSIS (DISC) (5044)</b>  Test Company: ETS Score Range: 100-200	All enrolled students who have completed all nonclinical courses, 2014-15									
	Other enrolled students, 2014-15						4			
	All program completers, 2014-15						1			
	All program completers, 2013-14	1				166	41	38	93%	180
	All program completers, 2012-13	6				166	93	92	99%	181
<b>ENGLISH LANGUAGE ARTS: CONTENT AND ANALYSIS (5039)</b>  Test Company: ETS Score Range: 100-200	All enrolled students who have completed all nonclinical courses, 2014-15	1				168	5			
	Other enrolled students, 2014-15	1				168	34	31	91%	177
	All program completers, 2014-15	10	10	100%	178	168	111	107	96%	177
	All program completers, 2013-14	3				168	46	45	98%	179
	All program completers, 2012-13						3			
<b>FRENCH WORLD LANGUAGE (5174)</b>  Test Company: ETS Score Range: 100-200	All enrolled students who have completed all nonclinical courses, 2014-15									
	Other enrolled students, 2014-15									
	All program completers, 2014-15	2				162	5			
	All program completers, 2013-14	4				162	8			
	All program completers, 2012-13						4			
<b>MATH PROOFS MODELS PROBLEMS PART 1 (DISC) (0063)</b>  Test Company: ETS Score Range: 100-200	All enrolled students who have completed all nonclinical courses, 2014-15						1			
	Other enrolled students, 2014-15									
	All program completers, 2014-15						9			
	All program completers, 2013-14	1				137	47	47	100%	167
	All program completers, 2012-13	2				137	90	90	100%	167


Single Assessment Institution-Level Pass Rate Data: *Traditional Teacher Preparation Program Within IHE*

	<b>HEOA - Title II</b> <b>2014 - 2015 Academic Year</b>	
	Institution Name	COLLEGE OF CHARLESTON
	Institution Code	5113
	State	South Carolina

February 26, 2016

Assessment Information <sup>1</sup>	Group	Number Taking Assessment	Number Passing Assessment	Institutional Pass Rate	Institutional Average Scaled Score	Assessment Cut Score <sup>2</sup>	Statewide				
							Number Taking Assessment	Number Passing Assessment	Statewide Pass Rate	Statewide Average Scaled Score	
<b>MATHEMATICS CONTENT KNOWLEDGE (DISC) (0061)</b>  Test Company: ETS Score Range: 100-200	All enrolled students who have completed all nonclinical courses, 2014-15						1				
	Other enrolled students, 2014-15										
	All program completers, 2014-15						1				
	All program completers, 2013-14						30	28	93%	149	
	All program completers, 2012-13	2					131	89	89	100%	155
<b>MATHEMATICS CONTENT KNOWLEDGE (5161)</b>  Test Company: ETS Score Range: 100-200	All enrolled students who have completed all nonclinical courses, 2014-15	2					160	9			
	Other enrolled students, 2014-15	2					160	40	30	75%	162
	All program completers, 2014-15	4					160	88	73	83%	165
	All program completers, 2013-14	1					160	37	34	92%	168
	All program completers, 2012-13							2			
<b>MIDDLE SCHOOL ENG LANG ARTS (DISCONTINUED) (5049)</b>  Test Company: ETS Score Range: 100-200	All enrolled students who have completed all nonclinical courses, 2014-15										
	Other enrolled students, 2014-15										
	All program completers, 2014-15							1			
	All program completers, 2013-14							21	20	95%	172
	All program completers, 2012-13	14	14	100%	175	155	55	55	100%	175	
<b>MIDDLE SCHOOL ENG LANG ARTS (5047)</b>  Test Company: ETS Score Range: 100-200	All enrolled students who have completed all nonclinical courses, 2014-15							4			
	Other enrolled students, 2014-15							19	12	63%	164
	All program completers, 2014-15	4					164	52	47	90%	170
	All program completers, 2013-14	10	9	90%	169	164	29	25	86%	170	
	All program completers, 2012-13							1			
<b>MIDDLE SCHOOL MATHEMATICS (DISCONTINUED) (0069)</b>  Test Company: ETS Score Range: 100-200	All enrolled students who have completed all nonclinical courses, 2014-15										
	Other enrolled students, 2014-15							2			
	All program completers, 2014-15							4			
	All program completers, 2013-14	2					149	33	31	94%	170
	All program completers, 2012-13	1					149	51	51	100%	173


**Single Assessment Institution-Level Pass Rate Data: Traditional Teacher Preparation Program Within IHE**

	<b>HEOA - Title II 2014 - 2015 Academic Year</b>
	<b>Institution Name</b> COLLEGE OF CHARLESTON
	<b>Institution Code</b> 5113
	<b>State</b> South Carolina

February 26, 2016

Assessment Information <sup>1</sup>	Group	Number Taking Assessment	Number Passing Assessment	Institutional Pass Rate	Institutional Average Scaled Score	Assessment Cut Score <sup>2</sup>	Statewide			
							Number Taking Assessment	Number Passing Assessment	Statewide Pass Rate	Statewide Average Scaled Score
<b>MIDDLE SCHOOL MATHEMATICS (5169)</b>  Test Company: ETS Score Range: 100-200	All enrolled students who have completed all nonclinical courses, 2014-15						3			
	Other enrolled students, 2014-15	5				165	35	24	69%	169
	All program completers, 2014-15	9				165	61	57	93%	176
	All program completers, 2013-14	5				165	34	28	82%	172
	All program completers, 2012-13						3			
<b>MIDDLE SCHOOL SCIENCE (DISCONTINUED) (0439)</b>  Test Company: ETS Score Range: 100-200	All enrolled students who have completed all nonclinical courses, 2014-15									
	Other enrolled students, 2014-15						2			
	All program completers, 2014-15	1				150	10	9	90%	160
	All program completers, 2013-14	10	8	80%	162	150	54	51	94%	163
	All program completers, 2012-13	1				145	35	35	100%	163
<b>MIDDLE SCHOOL SCIENCE (5440)</b>  Test Company: ETS Score Range: 100-200	All enrolled students who have completed all nonclinical courses, 2014-15	1				150	5			
	Other enrolled students, 2014-15	3				150	28	14	50%	147
	All program completers, 2014-15	5				150	35	31	89%	161
	All program completers, 2013-14						1			
	All program completers, 2012-13									
<b>MIDDLE SCHOOL SOCIAL STUDIES (5089)</b>  Test Company: ETS Score Range: 100-200	All enrolled students who have completed all nonclinical courses, 2014-15	1				155	6			
	Other enrolled students, 2014-15	5				155	28	22	79%	165
	All program completers, 2014-15	7				155	55	53	96%	169
	All program completers, 2013-14	17	12	71%	163	155	76	65	86%	165
	All program completers, 2012-13	15	13	87%	157	150	70	62	89%	164
<b>MUSIC CONCEPTS AND PROCESSES (DISCONTINUED) (0111)</b>  Test Company: ETS Score Range: 100-200	All enrolled students who have completed all nonclinical courses, 2014-15									
	Other enrolled students, 2014-15									
	All program completers, 2014-15									
	All program completers, 2013-14						3			
	All program completers, 2012-13	2				145	30	30	100%	158


**Single Assessment Institution-Level Pass Rate Data: Traditional Teacher Preparation Program Within IHE**

	<b>HEOA - Title II 2014 - 2015 Academic Year</b>	
	Institution Name	COLLEGE OF CHARLESTON
	Institution Code	5113
	State	South Carolina

February 26, 2016

Assessment Information <sup>1</sup>	Group	Number Taking Assessment	Number Passing Assessment	Institutional Pass Rate	Institutional Average Scaled Score	Assessment Cut Score <sup>2</sup>	Statewide				
							Number Taking Assessment	Number Passing Assessment	Statewide Pass Rate	Statewide Average Scaled Score	
<b>MUSIC CONTENT &amp; INSTRUCTION (5114)</b>  Test Company: ETS Score Range: 100-200	All enrolled students who have completed all nonclinical courses, 2014-15						3				
	Other enrolled students, 2014-15						28	20	71%	165	
	All program completers, 2014-15						97	86	89%	168	
	All program completers, 2013-14	1				162	83	75	90%	169	
	All program completers, 2012-13	4				162	74	64	86%	169	
<b>MUSIC CONTENT KNOWLEDGE (0113)</b>  Test Company: ETS Score Range: 100-200	All enrolled students who have completed all nonclinical courses, 2014-15										
	Other enrolled students, 2014-15						1				
	All program completers, 2014-15										
	All program completers, 2013-14						3				
	All program completers, 2012-13	2				151	30	28	93%	162	
<b>PHYSICAL ED CONTENT AND DESIGN (5095)</b>  Test Company: ETS Score Range: 100-200	All enrolled students who have completed all nonclinical courses, 2014-15						4				
	Other enrolled students, 2014-15						38	32	84%	172	
	All program completers, 2014-15	4				169	70	66	94%	175	
	All program completers, 2013-14	4				169	80	73	91%	175	
	All program completers, 2012-13	8				169	109	105	96%	176	
<b>PHYSICS CONTENT KNOWLEDGE (5265)</b>  Test Company: ETS Score Range: 100-200	All enrolled students who have completed all nonclinical courses, 2014-15										
	Other enrolled students, 2014-15	1				130	1				
	All program completers, 2014-15	1				130	2				
	All program completers, 2013-14										
	All program completers, 2012-13										
<b>PRINC LEARNING AND TEACHING 5-9 (5623)</b>  Test Company: ETS Score Range: 100-200	All enrolled students who have completed all nonclinical courses, 2014-15	1				160	15	15	100%	176	
	Other enrolled students, 2014-15	5				160	32	29	91%	173	
	All program completers, 2014-15	21	21	100%	177	160	188	184	98%	175	
	All program completers, 2013-14	30	29	97%	175	160	200	197	99%	175	
	All program completers, 2012-13	25	25	100%	174	160	192	191	99%	174	


**Single Assessment Institution-Level Pass Rate Data: Traditional Teacher Preparation Program Within IHE**

	<b>HEOA - Title II 2014 - 2015 Academic Year</b>
	<b>Institution Name</b> COLLEGE OF CHARLESTON
	<b>Institution Code</b> 5113
	<b>State</b> South Carolina

February 26, 2016

Assessment Information <sup>1</sup>	Group	Number Taking Assessment	Number Passing Assessment	Institutional Pass Rate	Institutional Average Scaled Score	Assessment Cut Score <sup>2</sup>	Statewide			
							Number Taking Assessment	Number Passing Assessment	Statewide Pass Rate	Statewide Average Scaled Score
<b>PRINC LEARNING AND TEACHING 7-12 (5624)</b>  Test Company: ETS Score Range: 100-200	All enrolled students who have completed all nonclinical courses, 2014-15	3				157	37	35	95%	174
	Other enrolled students, 2014-15	6				157	115	110	96%	174
	All program completers, 2014-15	27	27	100%	178	157	484	479	99%	176
	All program completers, 2013-14	28	28	100%	180	157	470	466	99%	175
	All program completers, 2012-13	32	31	97%	175	157	533	525	98%	174
<b>PRINC LEARNING AND TEACHING EARLY CHILD (5621)</b>  Test Company: ETS Score Range: 100-200	All enrolled students who have completed all nonclinical courses, 2014-15	15	13	87%	172	157	61	55	90%	168
	Other enrolled students, 2014-15	2				157	97	89	92%	170
	All program completers, 2014-15	47	46	98%	174	157	440	436	99%	172
	All program completers, 2013-14	51	51	100%	171	157	491	482	98%	170
	All program completers, 2012-13	68	67	99%	173	157	556	550	99%	170
<b>PRINC LEARNING AND TEACHING K-6 (DISCONTINUED) (0522)</b>  Test Company: ETS Score Range: 100-200	All enrolled students who have completed all nonclinical courses, 2014-15									
	Other enrolled students, 2014-15									
	All program completers, 2014-15									
	All program completers, 2013-14									
	All program completers, 2012-13	1					165	15	14	93%
<b>PRINC LEARNING AND TEACHING K-6 (5622)</b>  Test Company: ETS Score Range: 100-200	All enrolled students who have completed all nonclinical courses, 2014-15	3				160	96	92	96%	175
	Other enrolled students, 2014-15	2				160	168	161	96%	176
	All program completers, 2014-15	65	65	100%	178	160	817	813	100%	177
	All program completers, 2013-14	90	89	99%	178	160	775	768	99%	176
	All program completers, 2012-13	23	23	100%	178	160	241	237	98%	175
<b>SE BEHAVIORAL EMOTIONAL (0371)</b>  Test Company: ETS Score Range: 100-200	All enrolled students who have completed all nonclinical courses, 2014-15									
	Other enrolled students, 2014-15									
	All program completers, 2014-15									
	All program completers, 2013-14									
	All program completers, 2012-13	24	24	100%	178	153	33	33	100%	175

**Single Assessment Institution-Level Pass Rate Data: Traditional Teacher Preparation Program Within IHE**


	<b>HEOA - Title II 2014 - 2015 Academic Year</b>
	COLLEGE OF CHARLESTON
	5113
	South Carolina

February 26, 2016

Assessment Information <sup>1</sup>	Group	Number Taking Assessment	Number Passing Assessment	Institutional Pass Rate	Institutional Average Scaled Score	Assessment Cut Score <sup>2</sup>	Statewide			
							Number Taking Assessment	Number Passing Assessment	Statewide Pass Rate	Statewide Average Scaled Score
<b>SE CORE KNOWLEDGE &amp; APPLICATIONS (5354)</b>  Test Company: ETS Score Range: 100-200	All enrolled students who have completed all nonclinical courses, 2014-15	1				151	23	23	100%	173
	Other enrolled students, 2014-15	5				151	42	42	100%	176
	All program completers, 2014-15	33	33	100%	179	151	96	96	100%	176
	All program completers, 2013-14	43	43	100%	177	151	117	117	100%	176
	All program completers, 2012-13	30	30	100%	180	151	97	97	100%	176
<b>SE STUDENTS W INTELLECTUAL DISABILITIES (5322)</b>  Test Company: ETS Score Range: 100-200	All enrolled students who have completed all nonclinical courses, 2014-15									
	Other enrolled students, 2014-15	2				143	2			
	All program completers, 2014-15	19	19	100%	181	143	30	30	100%	181
	All program completers, 2013-14	2				143	3			
	All program completers, 2012-13									
<b>SE STUDENTS WITH MENTAL RETARDATION (DISC) (0321)</b>  Test Company: ETS Score Range: 100-200	All enrolled students who have completed all nonclinical courses, 2014-15									
	Other enrolled students, 2014-15									
	All program completers, 2014-15									
	All program completers, 2013-14	25	25	100%	163	143	43	43	100%	163
	All program completers, 2012-13	16	16	100%	170	143	24	24	100%	168
<b>SE TEACH STUDENTS W LEARNING DISAB (5383)</b>  Test Company: ETS Score Range: 100-200	All enrolled students who have completed all nonclinical courses, 2014-15	1				151	24	23	96%	168
	Other enrolled students, 2014-15						22	20	91%	164
	All program completers, 2014-15	13	13	100%	175	151	60	59	98%	168
	All program completers, 2013-14	13	13	100%	176	151	63	63	100%	170
	All program completers, 2012-13	5				160	40	40	100%	172
<b>SE: TEACH STUDENTS W BEH DIS EMOTION DIST (5372)</b>  Test Company: ETS Score Range: 100-200	All enrolled students who have completed all nonclinical courses, 2014-15	1				154	1			
	Other enrolled students, 2014-15	1				154	6			
	All program completers, 2014-15	27	27	100%	183	154	33	33	100%	183
	All program completers, 2013-14	32	32	100%	182	154	40	40	100%	182
	All program completers, 2012-13	1				154	1			



**Single Assessment Institution-Level Pass Rate Data: Traditional Teacher Preparation Program Within IHE**

	<b>HEOA - Title II 2014 - 2015 Academic Year</b>
	<b>Institution Name</b> COLLEGE OF CHARLESTON
	<b>Institution Code</b> 5113
	<b>State</b> South Carolina

February 26, 2016

Assessment Information <sup>1</sup>	Group	Number Taking Assessment	Number Passing Assessment	Institutional Pass Rate	Institutional Average Scaled Score	Assessment Cut Score <sup>2</sup>	Statewide			
							Number Taking Assessment	Number Passing Assessment	Statewide Pass Rate	Statewide Average Scaled Score
<b>SOCIAL STUDIES CONTENT &amp; INTERPRETATION (5086)</b>  Test Company: ETS Score Range: 100-200	All enrolled students who have completed all nonclinical courses, 2014-15						13	11	85%	162
	Other enrolled students, 2014-15						41	32	78%	159
	All program completers, 2014-15	3				153	102	97	95%	165
	All program completers, 2013-14	11	11	100%	170	153	120	114	95%	164
	All program completers, 2012-13	6				153	125	118	94%	166
<b>SPANISH WORLD LANGUAGE (5195)</b>  Test Company: ETS Score Range: 100-200	All enrolled students who have completed all nonclinical courses, 2014-15									
	Other enrolled students, 2014-15	2				168	5			
	All program completers, 2014-15	3				168	12	9	75%	168
	All program completers, 2013-14	1				168	8			
	All program completers, 2012-13	2				168	10	7	70%	170

Note: In cases where there are less than ten students taking the assessment or license/certificate, the number passing and pass rate are not reported.

<sup>1</sup>Tests with multiple delivery options (computer, paper, etc.) will be noted with the assessment code for one format only.

<sup>2</sup>Cut scores may vary for groups depending upon when the cut scores are established by the state and when each group completed their teacher certification or licensure assessment.