


Single Assessment Institution-Level Pass Rate Data: Traditional Teacher Preparation Program Within IHE


	HEOA - Title II 2015 - 2016 Academic Year
	Institution Name
	Institution Code
	State

COLLEGE OF CHARLESTON
5113
South Carolina


April 6, 2017

Assessment Information ¹	Group	Number Taking Assessment	Number Passing Assessment	Institutional Pass Rate	Institutional Average Scaled Score	Assessment Cut Score ²	Statewide			
							Number Taking Assessment	Number Passing Assessment	Statewide Pass Rate	Statewide Average Scaled Score
BIOLOGY AND GENERAL SCIENCE (0030) Test Company: ETS Score Range: 250-990	All enrolled students who have completed all nonclinical courses, 2015-16									
	Other enrolled students, 2015-16						1			
	All program completers, 2015-16						2			
	All program completers, 2014-15						17	17	100%	684
	All program completers, 2013-14	2				570	58	58	100%	675
BIOLOGY CONTENT KNOWLEDGE (0235) Test Company: ETS Score Range: 100-200	All enrolled students who have completed all nonclinical courses, 2015-16						3			
	Other enrolled students, 2015-16						14	14	100%	165
	All program completers, 2015-16	3				148	45	45	100%	167
	All program completers, 2014-15	2				148	15	15	100%	171
ED OF EXCEPTIONAL STUDENTS LEARNING DISAB (0382) Test Company: ETS Score Range: 100-200	All enrolled students who have completed all nonclinical courses, 2015-16									
	Other enrolled students, 2015-16									
	All program completers, 2015-16	1				158	2			
	All program completers, 2014-15									
	All program completers, 2013-14									
EDUCATION OF YOUNG CHILDREN (DISCONTINUED) (5021) Test Company: ETS Score Range: 100-200	All enrolled students who have completed all nonclinical courses, 2015-16									
	Other enrolled students, 2015-16									
	All program completers, 2015-16						14	13	93%	181
	All program completers, 2014-15	8				166	172	172	100%	184
	All program completers, 2013-14	47	47	100%	185	166	512	512	100%	183
EDUCATION OF YOUNG CHILDREN (5024) Test Company: ETS Score Range: 100-200	All enrolled students who have completed all nonclinical courses, 2015-16	5				160	50	43	86%	168
	Other enrolled students, 2015-16	2				160	158	137	87%	170
	All program completers, 2015-16	51	51	100%	176	160	465	454	98%	171
	All program completers, 2014-15	39	38	97%	173	160	292	285	98%	173
	All program completers, 2013-14	1				160	6			


Single Assessment Institution-Level Pass Rate Data: Traditional Teacher Preparation Program Within IHE

		HEOA - Title II 2015 - 2016 Academic Year								
Institution Name		COLLEGE OF CHARLESTON								
Institution Code		5113								
State		South Carolina								
							<small>April 6, 2017</small>			
Assessment Information ¹	Group	Number Taking Assessment	Number Passing Assessment	Institutional Pass Rate	Institutional Average Scaled Score	Assessment Cut Score ²	Statewide			
							Number Taking Assessment	Number Passing Assessment	Statewide Pass Rate	Statewide Average Scaled Score
ELEM ED INSTR PRACTICE AND APPL (DISC) (5015) Test Company: ETS Score Range: 100-200	All enrolled students who have completed all nonclinical courses, 2015-16									
	Other enrolled students, 2015-16						1			
	All program completers, 2015-16						4			
	All program completers, 2014-15						229	225	98%	177
	All program completers, 2013-14	48	48	100%	179	161	547	541	99%	177
ELEM ED MULTI SUBJ MATHEMATICS (5003) Test Company: ETS Score Range: 100-200	All enrolled students who have completed all nonclinical courses, 2015-16	1				157	14	14	100%	172
	Other enrolled students, 2015-16	1				157	49	45	92%	184
	All program completers, 2015-16	26	25	96%	182	157	119	117	98%	182
	All program completers, 2014-15	5				157	70	66	94%	177
	All program completers, 2013-14									
ELEM ED MULTI SUBJ READING LANG ARTS (5002) Test Company: ETS Score Range: 100-200	All enrolled students who have completed all nonclinical courses, 2015-16	1				157	14	13	93%	169
	Other enrolled students, 2015-16	1				157	49	46	94%	176
	All program completers, 2015-16	26	25	96%	176	157	119	118	99%	174
	All program completers, 2014-15	5				157	70	66	94%	172
	All program completers, 2013-14									
ELEM ED MULTI SUBJ SCIENCES (5005) Test Company: ETS Score Range: 100-200	All enrolled students who have completed all nonclinical courses, 2015-16	1				159	14	11	79%	169
	Other enrolled students, 2015-16	1				159	48	45	94%	173
	All program completers, 2015-16	26	25	96%	174	159	119	114	96%	173
	All program completers, 2014-15	5				159	71	61	86%	167
	All program completers, 2013-14									
ELEM ED MULTI SUBJ SOCIAL STUDIES (5004) Test Company: ETS Score Range: 100-200	All enrolled students who have completed all nonclinical courses, 2015-16	1				155	14	12	86%	164
	Other enrolled students, 2015-16	1				155	48	40	83%	171
	All program completers, 2015-16	26	25	96%	173	155	119	116	97%	171
	All program completers, 2014-15	5				155	71	62	87%	168
	All program completers, 2013-14									


Single Assessment Institution-Level Pass Rate Data: Traditional Teacher Preparation Program Within IHE

		HEOA - Title II 2015 - 2016 Academic Year								
Institution Name		COLLEGE OF CHARLESTON								
Institution Code		5113								
State		South Carolina								
							April 6, 2017			
							Statewide			
Assessment Information¹	Group	Number Taking Assessment	Number Passing Assessment	Institutional Pass Rate	Institutional Average Scaled Score	Assessment Cut Score²	Number Taking Assessment	Number Passing Assessment	Statewide Pass Rate	Statewide Average Scaled Score
ELEM ED: INSTRUCTIONAL PRACTICE AND APPLICATIONS (5019) Test Company: ETS Score Range: 100-200	All enrolled students who have completed all nonclinical courses, 2015-16						52	49	94%	169
	Other enrolled students, 2015-16						126	119	94%	170
	All program completers, 2015-16	10	10	100%	170	155	361	358	99%	172
	All program completers, 2014-15	26	26	100%	173	155	336	330	98%	171
	All program completers, 2013-14						4			
ENG LANG LIT COMP CONTENT & ANALYSIS (DISC) (5044) Test Company: ETS Score Range: 100-200	All enrolled students who have completed all nonclinical courses, 2015-16									
	Other enrolled students, 2015-16						4			
	All program completers, 2015-16						1			
	All program completers, 2014-15						1			
	All program completers, 2013-14	1				166	41	38	93%	180
ENGLISH LANGUAGE ARTS: CONTENT AND ANALYSIS (5039) Test Company: ETS Score Range: 100-200	All enrolled students who have completed all nonclinical courses, 2015-16						16	14	88%	177
	Other enrolled students, 2015-16	1				168	43	37	86%	177
	All program completers, 2015-16	8				168	84	81	96%	178
	All program completers, 2014-15	10	10	100%	178	168	111	107	96%	177
	All program completers, 2013-14	3				168	46	45	98%	179
FRENCH WORLD LANGUAGE (5174) Test Company: ETS Score Range: 100-200	All enrolled students who have completed all nonclinical courses, 2015-16									
	Other enrolled students, 2015-16						1			
	All program completers, 2015-16									
	All program completers, 2014-15	2				162	5			
	All program completers, 2013-14	4				162	8			
MATH PROOFS MODELS PROBLEMS PART 1 (DISC) (0063) Test Company: ETS Score Range: 100-200	All enrolled students who have completed all nonclinical courses, 2015-16									
	Other enrolled students, 2015-16									
	All program completers, 2015-16									
	All program completers, 2014-15						9			
	All program completers, 2013-14	1				137	47	47	100%	167


Single Assessment Institution-Level Pass Rate Data: Traditional Teacher Preparation Program Within IHE

		HEOA - Title II 2015 - 2016 Academic Year								
Institution Name		COLLEGE OF CHARLESTON								
Institution Code		5113								
State		South Carolina								
							<small>April 6, 2017</small>			
Assessment Information ¹	Group	Number Taking Assessment	Number Passing Assessment	Institutional Pass Rate	Institutional Average Scaled Score	Assessment Cut Score ²	Statewide			
							Number Taking Assessment	Number Passing Assessment	Statewide Pass Rate	Statewide Average Scaled Score
MATHEMATICS CONTENT KNOWLEDGE (5161) Test Company: ETS Score Range: 100-200	All enrolled students who have completed all nonclinical courses, 2015-16						4			
	Other enrolled students, 2015-16						38	31	82%	164
	All program completers, 2015-16	4				150	64	60	94%	166
	All program completers, 2014-15	4				160	88	76	86%	166
	All program completers, 2013-14	1				160	37	35	95%	169
MIDDLE SCHOOL ENG LANG ARTS (5047) Test Company: ETS Score Range: 100-200	All enrolled students who have completed all nonclinical courses, 2015-16	1				164	5			
	Other enrolled students, 2015-16	1				164	22	10	45%	158
	All program completers, 2015-16	8				164	52	44	85%	169
	All program completers, 2014-15	4				164	53	48	91%	170
	All program completers, 2013-14	10	9	90%	170	164	29	25	86%	170
MIDDLE SCHOOL MATHEMATICS (DISCONTINUED) (0069) Test Company: ETS Score Range: 100-200	All enrolled students who have completed all nonclinical courses, 2015-16									
	Other enrolled students, 2015-16						1			
	All program completers, 2015-16									
	All program completers, 2014-15						4			
	All program completers, 2013-14	2				149	33	31	94%	170
MIDDLE SCHOOL MATHEMATICS (5169) Test Company: ETS Score Range: 100-200	All enrolled students who have completed all nonclinical courses, 2015-16						7			
	Other enrolled students, 2015-16	1				165	26	20	77%	172
	All program completers, 2015-16	8				165	73	67	92%	176
	All program completers, 2014-15	9				165	61	59	97%	177
	All program completers, 2013-14	5				165	34	28	82%	172
MIDDLE SCHOOL SCIENCE (DISCONTINUED) (0439) Test Company: ETS Score Range: 100-200	All enrolled students who have completed all nonclinical courses, 2015-16									
	Other enrolled students, 2015-16									
	All program completers, 2015-16									
	All program completers, 2014-15	1				150	10	9	90%	160
	All program completers, 2013-14	10	8	80%	162	150	54	51	94%	163


Single Assessment Institution-Level Pass Rate Data: Traditional Teacher Preparation Program Within IHE

		HEOA - Title II 2015 - 2016 Academic Year									
Institution Name		COLLEGE OF CHARLESTON									
Institution Code		5113									
State		South Carolina									
							April 6, 2017				
							Statewide				
Assessment Information ¹		Group	Number Taking Assessment	Number Passing Assessment	Institutional Pass Rate	Institutional Average Scaled Score	Assessment Cut Score ²	Number Taking Assessment	Number Passing Assessment	Statewide Pass Rate	Statewide Average Scaled Score
MIDDLE SCHOOL SCIENCE (5440) Test Company: ETS Score Range: 100-200	All enrolled students who have completed all nonclinical courses, 2015-16							4			
	Other enrolled students, 2015-16							18	13	72%	159
	All program completers, 2015-16		9				150	70	60	86%	160
	All program completers, 2014-15		5				150	35	33	94%	162
	All program completers, 2013-14							1			
MIDDLE SCHOOL SOCIAL STUDIES (5089) Test Company: ETS Score Range: 100-200	All enrolled students who have completed all nonclinical courses, 2015-16		1				155	6			
	Other enrolled students, 2015-16		3				155	25	17	68%	163
	All program completers, 2015-16		17	14	82%	165	155	67	62	93%	167
	All program completers, 2014-15		8				155	57	53	93%	168
	All program completers, 2013-14		17	12	71%	163	155	76	65	86%	165
MUSIC CONTENT & INSTRUCTION (5114) Test Company: ETS Score Range: 100-200	All enrolled students who have completed all nonclinical courses, 2015-16							7			
	Other enrolled students, 2015-16							28	16	57%	164
	All program completers, 2015-16							81	78	96%	171
	All program completers, 2014-15							97	89	92%	169
	All program completers, 2013-14		1				162	83	75	90%	169
PHYSICAL ED CONTENT AND DESIGN (5095) Test Company: ETS Score Range: 100-200	All enrolled students who have completed all nonclinical courses, 2015-16							10	6	60%	169
	Other enrolled students, 2015-16		1				169	40	29	73%	171
	All program completers, 2015-16		7				169	89	88	99%	176
	All program completers, 2014-15		4				169	70	69	99%	176
	All program completers, 2013-14		4				169	80	77	96%	176
PHYSICS CONTENT KNOWLEDGE (5265) Test Company: ETS Score Range: 100-200	All enrolled students who have completed all nonclinical courses, 2015-16										
	Other enrolled students, 2015-16							1			
	All program completers, 2015-16							1			
	All program completers, 2014-15		1				130	2			
	All program completers, 2013-14										


Single Assessment Institution-Level Pass Rate Data: Traditional Teacher Preparation Program Within IHE

		HEOA - Title II 2015 - 2016 Academic Year								
Institution Name		COLLEGE OF CHARLESTON								
Institution Code		5113								
State		South Carolina								
							April 6, 2017			
Assessment Information ¹	Group	Number Taking Assessment	Number Passing Assessment	Institutional Pass Rate	Institutional Average Scaled Score	Assessment Cut Score ²	Statewide			
							Number Taking Assessment	Number Passing Assessment	Statewide Pass Rate	Statewide Average Scaled Score
PRINC LEARNING AND TEACHING 5-9 (5623) Test Company: ETS Score Range: 100-200	All enrolled students who have completed all nonclinical courses, 2015-16	1				160	17	17	100%	171
	Other enrolled students, 2015-16	5				160	35	33	94%	175
	All program completers, 2015-16	23	23	100%	176	160	204	201	99%	175
	All program completers, 2014-15	21	21	100%	177	160	189	187	99%	175
	All program completers, 2013-14	30	29	97%	175	160	200	198	99%	175
PRINC LEARNING AND TEACHING 7-12 (5624) Test Company: ETS Score Range: 100-200	All enrolled students who have completed all nonclinical courses, 2015-16						42	42	100%	174
	Other enrolled students, 2015-16	1				157	143	139	97%	177
	All program completers, 2015-16	27	27	100%	173	157	428	425	99%	176
	All program completers, 2014-15	28	28	100%	178	157	487	482	99%	176
	All program completers, 2013-14	28	28	100%	180	157	473	469	99%	175
PRINC LEARNING AND TEACHING EARLY CHILD (5621) Test Company: ETS Score Range: 100-200	All enrolled students who have completed all nonclinical courses, 2015-16	5				157	46	40	87%	167
	Other enrolled students, 2015-16						91	83	91%	172
	All program completers, 2015-16	57	57	100%	174	157	470	463	99%	171
	All program completers, 2014-15	48	47	98%	174	157	448	444	99%	171
	All program completers, 2013-14	51	51	100%	171	157	492	485	99%	170
PRINC LEARNING AND TEACHING K-6 (5622) Test Company: ETS Score Range: 100-200	All enrolled students who have completed all nonclinical courses, 2015-16	3				160	78	75	96%	175
	Other enrolled students, 2015-16	2				160	222	216	97%	177
	All program completers, 2015-16	63	63	100%	179	160	670	666	99%	177
	All program completers, 2014-15	66	66	100%	178	160	822	820	100%	177
	All program completers, 2013-14	90	89	99%	178	160	775	770	99%	176
SE BEHAVIORAL EMOTIONAL (0371) Test Company: ETS Score Range: 100-200	All enrolled students who have completed all nonclinical courses, 2015-16									
	Other enrolled students, 2015-16									
	All program completers, 2015-16	1				153	1			
	All program completers, 2014-15									
	All program completers, 2013-14									

Single Assessment Institution-Level Pass Rate Data: Traditional Teacher Preparation Program Within IHE

		HEOA - Title II 2015 - 2016 Academic Year									
Institution Name		COLLEGE OF CHARLESTON									
Institution Code		5113									
State		South Carolina									
							April 6, 2017				
							Statewide				
Assessment Information ¹		Group	Number Taking Assessment	Number Passing Assessment	Institutional Pass Rate	Institutional Average Scaled Score	Assessment Cut Score ²	Number Taking Assessment	Number Passing Assessment	Statewide Pass Rate	Statewide Average Scaled Score
SE CORE KNOWLEDGE & APPLICATIONS (5354) Test Company: ETS Score Range: 100-200	All enrolled students who have completed all nonclinical courses, 2015-16							17	17	100%	176
	Other enrolled students, 2015-16		2				151	25	25	100%	182
	All program completers, 2015-16		29	29	100%	180	151	113	113	100%	177
	All program completers, 2014-15		33	33	100%	179	151	96	96	100%	176
	All program completers, 2013-14		43	43	100%	177	151	117	117	100%	176
SE STUDENTS W INTELLECTUAL DISABILITIES (5322) Test Company: ETS Score Range: 100-200	All enrolled students who have completed all nonclinical courses, 2015-16										
	Other enrolled students, 2015-16		2				143	2			
	All program completers, 2015-16		17	17	100%	182	143	24	24	100%	182
	All program completers, 2014-15		19	19	100%	181	143	32	32	100%	181
	All program completers, 2013-14		2				143	4			
SE STUDENTS WITH MENTAL RETARDATION (DISC) (0321) Test Company: ETS Score Range: 100-200	All enrolled students who have completed all nonclinical courses, 2015-16										
	Other enrolled students, 2015-16										
	All program completers, 2015-16										
	All program completers, 2014-15										
	All program completers, 2013-14		25	25	100%	163	143	43	43	100%	163
SE TEACH STUDENTS W LEARNING DISAB (5383) Test Company: ETS Score Range: 100-200	All enrolled students who have completed all nonclinical courses, 2015-16							16	16	100%	167
	Other enrolled students, 2015-16							3			
	All program completers, 2015-16		12	12	100%	175	151	87	87	100%	168
	All program completers, 2014-15		13	13	100%	175	151	61	60	98%	168
	All program completers, 2013-14		14	14	100%	176	151	64	64	100%	170
SE: TEACH STUDENTS W BEH DIS EMOTION DIST (5372) Test Company: ETS Score Range: 100-200	All enrolled students who have completed all nonclinical courses, 2015-16							1			
	Other enrolled students, 2015-16		2				154	2			
	All program completers, 2015-16		23	23	100%	182	154	34	34	100%	182
	All program completers, 2014-15		27	27	100%	183	154	33	33	100%	183
	All program completers, 2013-14		32	32	100%	182	154	40	40	100%	182

Single Assessment Institution-Level Pass Rate Data: Traditional Teacher Preparation Program Within IHE

	HEOA - Title II 2015 - 2016 Academic Year
	Institution Name COLLEGE OF CHARLESTON
	Institution Code 5113
	State South Carolina

April 6, 2017

Assessment Information ¹	Group	Number Taking Assessment	Number Passing Assessment	Institutional Pass Rate	Institutional Average Scaled Score	Assessment Cut Score ²	Statewide			
							Number Taking Assessment	Number Passing Assessment	Statewide Pass Rate	Statewide Average Scaled Score
SOCIAL STUDIES CONTENT & INTERPRETATION (5086) Test Company: ETS Score Range: 100-200	All enrolled students who have completed all nonclinical courses, 2015-16						10	8	80%	161
	Other enrolled students, 2015-16						40	30	75%	160
	All program completers, 2015-16	7				153	104	100	96%	166
	All program completers, 2014-15	4				153	103	100	97%	165
	All program completers, 2013-14	11	11	100%	170	153	120	114	95%	164
SPANISH WORLD LANGUAGE (5195) Test Company: ETS Score Range: 100-200	All enrolled students who have completed all nonclinical courses, 2015-16						2			
	Other enrolled students, 2015-16						3			
	All program completers, 2015-16	4				168	11	10	91%	179
	All program completers, 2014-15	3				168	12	9	75%	170
	All program completers, 2013-14	1				168	8			

Note: In cases where there are less than ten students taking the assessment or license/certificate, the number passing and pass rate are not reported.

¹Tests with multiple delivery options (computer, paper, etc.) will be noted with the assessment code for one format only.

²Cut scores may vary for groups depending upon when the cut scores are established by the state and when each group completed their teacher certification or licensure assessment.