

Finance / Facility



I. Tuition 2022-23

In-State	Undergraduate	\$12,518
	Graduate	\$13,770
Out-of-State	Undergraduate	\$35,338
	Graduate	\$38,872

II. Financial Aid (2021-2022)

Percentage of full-time freshmen receiving any type of need-based aid	42%
Percentage of full-time freshmen receiving some form of financial aid	51%
Retention rate of students with LIFE Scholarship	71%
Retention rate with or without scholarship	87%

III. Libraries

Print Volumes	659,565
Electronic Titles	1,146,682
Databases	393

IV. Housing

Occupancy in College Housing	
Men	814
Women	2,135
Total	2,949
Normal Capacity for College Housing	
Total	3,097
Room and Board (weighted average)	
Housing	\$7,986
Board (food)	\$5,000

V. Total Building Capacity

Number of buildings owned by CofC	134
Number of buildings leased by CofC	23

Mission, Vision and Values

Founded in 1770, the College of Charleston is a public university grounded in the principles of the liberal arts and committed to developing ethically centered, intellectually versatile and globally fluent citizens who create innovative solutions to social, economic and environmental challenges.

The College of Charleston will be a transformative national university redefining liberal arts education through innovation.

Quick Facts Fall 2022

Main: (843) 805-5507
admissions@cofc.edu



66 George St
Charleston, SC 29424



COLLEGE of
CHARLESTON

Student

Student Cont.

Academics Cont.

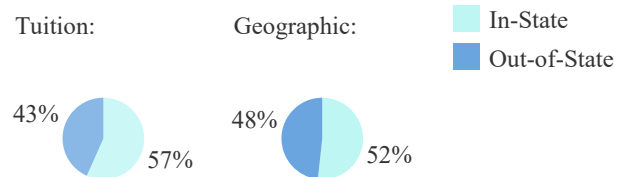
I. Headcount

Grand Total	10,885
Undergraduate	9,972
Graduate	913
Female	68%
Male	32%

II. Diversity

African American	Total	6%
	Undergraduate	6%
	Graduate	8%
AALANA*	Total	19%
	Undergraduate	19%
	Graduate	17%

III. Geographic Distribution



Top 5 Counties (All Levels):	Top 5 States (All Levels, Excluding SC):	Top 5 Countries (All Levels, Excluding US):
Charleston	New Jersey 615	Germany
Berkeley	New York 415	United Kingdom
Greenville	North Carolina 403	France
Dorchester	Maryland 382	Canada
Richland	Pennsylvania 376	China

US States/Territories Represented (All Levels)	53
Countries Represented (All Levels)	72

IV. Residency (All Levels)

Residence Halls	28%
Downtown Charleston	54%

*AALANA include American Indian/Alaskan Native, Asian, Black or African American, Hispanic/Latino, Native Hawaiian/Pacific Islander, Two or More Races.

V. Clubs, Activities, Athletes

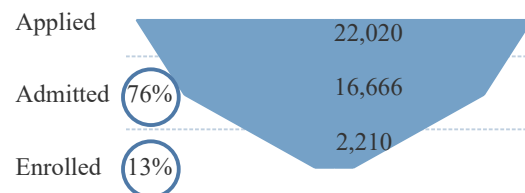
Clubs/Organizations on Campus	226
National Fraternities/Sororities**	26
Over 350 Student Athletes	

VI. Alumni Fall 2022

Living Alumni	96,861
Alumni Since 1970	70,165
Alumni Living in South Carolina	56,102 (58%)

Academics

I. Admissions



Average Test Scores (Regularly Admitted Freshmen)

SAT	1,215
ACT	27

Honors College Enrolled Freshmen	268
----------------------------------	-----

II. One Year Retention Rates

All Freshmen	80%
Transfers	80%

III. Graduation Rates (Most recent cohorts)

Four-Year Rate (Full-time Freshmen)	57%
Six-Year Rate (Full-time Freshmen)	65%

IV. Degrees Awarded (July 1 - June 30)

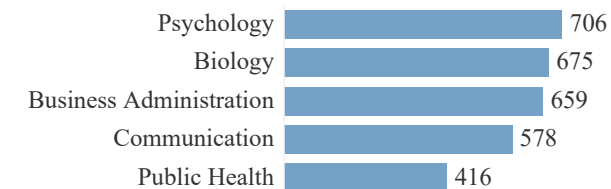
Undergraduate	2,143
Graduate	267

** Number subject to registration status changes.

V. Schools

- The Arts
- Business
- Education
- Health Sciences
- Humanities and Social Sciences
- Languages, Cultures, and World Affairs
- Sciences and Mathematics

Top 5 Programs (Undergraduate)



Majors Offered	65	Minors Offered	83
----------------	-----------	----------------	-----------

Faculty / Staff

I. Faculty

Full-time faculty	505
Part-time faculty	333

	Male	Female	AALANA*	Terminally Degreed
Full-time faculty	51%	49%	17%	91%
Part-time faculty	41%	59%	16%	38%

Student-to-faculty ratio	15.6
--------------------------	------

II. Staff

Full-time staff	831
Part-time staff	157

III. Total Employees

Total faculty/staff	1,826
---------------------	-------