



Single Assessment Institution-Level Pass Rate Data: Traditional Teacher Preparation Program Within IHE

	HEOA - Title II 2016 - 2017 Academic Year
	Institution Name: COLLEGE OF CHARLESTON Institution Code: 5113 State: South Carolina

February 5, 2018

Assessment Information ¹	Group	Number Taking Assessment	Number Passing Assessment	Institutional Pass Rate	Institutional Average Scaled Score	Assessment Cut Score ²	Statewide			
							Number Taking Assessment	Number Passing Assessment	Statewide Pass Rate	Statewide Average Scaled Score
BIOLOGY CONTENT KNOWLEDGE (0235) Test Company: ETS Score Range: 100-200	All enrolled students who have completed all nonclinical courses, 2016-17						6			
	Other enrolled students, 2016-17						12	12	100%	170
	All program completers, 2016-17	1				148	43	43	100%	164
	All program completers, 2015-16	3				148	45	45	100%	167
	All program completers, 2014-15	2				148	15	15	100%	171
ED OF EXCEPTIONAL STUDENTS LEARNING DISAB (0382) Test Company: ETS Score Range: 100-200	All enrolled students who have completed all nonclinical courses, 2016-17									
	Other enrolled students, 2016-17									
	All program completers, 2016-17									
	All program completers, 2015-16	1				158	2			
EDUCATION OF YOUNG CHILDREN (DISCONTINUED) (5021) Test Company: ETS Score Range: 100-200	All enrolled students who have completed all nonclinical courses, 2016-17									
	Other enrolled students, 2016-17									
	All program completers, 2016-17						1			
	All program completers, 2015-16						14	13	93%	181
EDUCATION OF YOUNG CHILDREN (5024) Test Company: ETS Score Range: 100-200	All enrolled students who have completed all nonclinical courses, 2016-17	2				160	137	130	95%	170
	Other enrolled students, 2016-17						154	136	88%	168
	All program completers, 2016-17	35	34	97%	175	160	392	383	98%	171
	All program completers, 2015-16	52	52	100%	176	160	467	461	99%	171
	All program completers, 2014-15	39	39	100%	174	160	293	287	98%	173
ELEM ED MULTI SUBJ MATHEMATICS (5003) Test Company: ETS Score Range: 100-200	All enrolled students who have completed all nonclinical courses, 2016-17	3				157	60	57	95%	178
	Other enrolled students, 2016-17	4				157	67	63	94%	175
	All program completers, 2016-17	26	25	96%	181	157	215	212	99%	181
	All program completers, 2015-16	26	26	100%	182	157	122	121	99%	182
	All program completers, 2014-15	5				157	73	68	93%	177
ELEM ED MULTI SUBJ READING LANG ARTS (5002) Test Company: ETS Score Range: 100-200	All enrolled students who have completed all nonclinical courses, 2016-17	3				157	61	56	92%	173
	Other enrolled students, 2016-17	4				157	65	57	88%	169
	All program completers, 2016-17	26	25	96%	174	157	215	212	99%	173
	All program completers, 2015-16	26	25	96%	176	157	122	121	99%	174
	All program completers, 2014-15	5				157	72	68	94%	173


Single Assessment Institution-Level Pass Rate Data: Traditional Teacher Preparation Program Within IHE

	HEOA - Title II 2016 - 2017 Academic Year
	Institution Name COLLEGE OF CHARLESTON Institution Code 5113 State South Carolina

February 5, 2018

Assessment Information ¹	Group	Number Taking Assessment	Number Passing Assessment	Institutional Pass Rate	Institutional Average Scaled Score	Assessment Cut Score ²	Statewide			
							Number Taking Assessment	Number Passing Assessment	Statewide Pass Rate	Statewide Average Scaled Score
ELEM ED MULTI SUBJ SCIENCES (5005) Test Company: ETS Score Range: 100-200	All enrolled students who have completed all nonclinical courses, 2016-17	3				159	62	55	89%	170
	Other enrolled students, 2016-17	4				159	64	52	81%	167
	All program completers, 2016-17	26	24	92%	173	159	215	209	97%	172
	All program completers, 2015-16	26	26	100%	175	159	122	120	98%	173
	All program completers, 2014-15	5				159	73	64	88%	167
ELEM ED MULTI SUBJ SOCIAL STUDIES (5004) Test Company: ETS Score Range: 100-200	All enrolled students who have completed all nonclinical courses, 2016-17	3				155	62	54	87%	167
	Other enrolled students, 2016-17	4				155	64	52	81%	165
	All program completers, 2016-17	26	24	92%	173	155	215	209	97%	170
	All program completers, 2015-16	26	25	96%	173	155	122	120	98%	171
	All program completers, 2014-15	5				155	73	64	88%	168
ELEM ED: INSTRUCTIONAL PRACTICE AND APPLICATIONS (5019) Test Company: ETS Score Range: 100-200	All enrolled students who have completed all nonclinical courses, 2016-17	1				155	20	16	80%	168
	Other enrolled students, 2016-17	1				155	117	110	94%	170
	All program completers, 2016-17	1				155	265	259	98%	169
	All program completers, 2015-16	10	10	100%	170	155	361	360	100%	172
	All program completers, 2014-15	26	26	100%	173	155	336	331	99%	171
ENGLISH LANGUAGE ARTS: CONTENT AND ANALYSIS (5039) Test Company: ETS Score Range: 100-200	All enrolled students who have completed all nonclinical courses, 2016-17						17	17	100%	179
	Other enrolled students, 2016-17						33	25	76%	174
	All program completers, 2016-17	3				168	94	94	100%	178
	All program completers, 2015-16	8				168	85	85	100%	178
	All program completers, 2014-15	10	10	100%	178	168	111	107	96%	177
FRENCH WORLD LANGUAGE (5174) Test Company: ETS Score Range: 100-200	All enrolled students who have completed all nonclinical courses, 2016-17									
	Other enrolled students, 2016-17	2				162	3			
	All program completers, 2016-17	1				162	1			
	All program completers, 2015-16									
	All program completers, 2014-15	2				162	5			
MATHEMATICS CONTENT KNOWLEDGE (5161) Test Company: ETS Score Range: 100-200	All enrolled students who have completed all nonclinical courses, 2016-17						17	14	82%	162
	Other enrolled students, 2016-17	1				150	23	18	78%	160
	All program completers, 2016-17						48	47	98%	165
	All program completers, 2015-16	4				150	64	60	94%	166
	All program completers, 2014-15	4				160	88	76	86%	166


Single Assessment Institution-Level Pass Rate Data: Traditional Teacher Preparation Program Within IHE

	HEOA - Title II 2016 - 2017 Academic Year
	Institution Name: COLLEGE OF CHARLESTON Institution Code: 5113 State: South Carolina

February 5, 2018

Assessment Information ¹	Group	Number Taking Assessment	Number Passing Assessment	Institutional Pass Rate	Institutional Average Scaled Score	Assessment Cut Score ²	Statewide			
							Number Taking Assessment	Number Passing Assessment	Statewide Pass Rate	Statewide Average Scaled Score
MIDDLE SCHOOL ENG LANG ARTS (5047) Test Company: ETS Score Range: 100-200	All enrolled students who have completed all nonclinical courses, 2016-17	1				164	7			
	Other enrolled students, 2016-17	1				164	18	7	39%	159
	All program completers, 2016-17	6				164	45	39	87%	168
	All program completers, 2015-16	8				164	52	47	90%	170
	All program completers, 2014-15	4				164	53	49	92%	170
MIDDLE SCHOOL MATHEMATICS (5169) Test Company: ETS Score Range: 100-200	All enrolled students who have completed all nonclinical courses, 2016-17	2				165	6			
	Other enrolled students, 2016-17	1				165	21	17	81%	169
	All program completers, 2016-17	7				165	71	64	90%	175
	All program completers, 2015-16	8				165	73	69	95%	176
	All program completers, 2014-15	9				165	61	59	97%	177
MIDDLE SCHOOL SCIENCE (DISCONTINUED) (0439) Test Company: ETS Score Range: 100-200	All enrolled students who have completed all nonclinical courses, 2016-17									
	Other enrolled students, 2016-17						1			
	All program completers, 2016-17									
	All program completers, 2015-16									
	All program completers, 2014-15	1				150	10	9	90%	160
MIDDLE SCHOOL SCIENCE (5440) Test Company: ETS Score Range: 100-200	All enrolled students who have completed all nonclinical courses, 2016-17	1				150	5			
	Other enrolled students, 2016-17	2				150	14	10	71%	157
	All program completers, 2016-17	10	10	100%	164	150	65	55	85%	160
	All program completers, 2015-16	9				150	70	61	87%	160
	All program completers, 2014-15	5				150	35	34	97%	162
MIDDLE SCHOOL SOCIAL STUDIES (5089) Test Company: ETS Score Range: 100-200	All enrolled students who have completed all nonclinical courses, 2016-17	2				155	5			
	Other enrolled students, 2016-17						23	15	65%	161
	All program completers, 2016-17	13	10	77%	170	155	63	56	89%	167
	All program completers, 2015-16	17	14	82%	165	155	67	63	94%	167
	All program completers, 2014-15	8				155	57	53	93%	168
PHYSICAL ED CONTENT AND DESIGN (5095) Test Company: ETS Score Range: 100-200	All enrolled students who have completed all nonclinical courses, 2016-17						24	23	96%	175
	Other enrolled students, 2016-17	1				169	34	23	68%	171
	All program completers, 2016-17	7				169	75	70	93%	174
	All program completers, 2015-16	7				169	89	88	99%	176
	All program completers, 2014-15	4				169	70	69	99%	176


Single Assessment Institution-Level Pass Rate Data: Traditional Teacher Preparation Program Within IHE

	HEOA - Title II 2016 - 2017 Academic Year
	Institution Name: COLLEGE OF CHARLESTON Institution Code: 5113 State: South Carolina

February 5, 2018

Assessment Information ¹	Group	Number Taking Assessment	Number Passing Assessment	Institutional Pass Rate	Institutional Average Scaled Score	Assessment Cut Score ²	Statewide			
							Number Taking Assessment	Number Passing Assessment	Statewide Pass Rate	Statewide Average Scaled Score
PHYSICS CONTENT KNOWLEDGE (5265) Test Company: ETS Score Range: 100-200	All enrolled students who have completed all nonclinical courses, 2016-17									
	Other enrolled students, 2016-17									
	All program completers, 2016-17						2			
	All program completers, 2015-16						1			
	All program completers, 2014-15	1				130	2			
PRINC LEARNING AND TEACHING 5-9 (5623) Test Company: ETS Score Range: 100-200	All enrolled students who have completed all nonclinical courses, 2016-17	4				160	35	35	100%	176
	Other enrolled students, 2016-17	3				160	27	25	93%	173
	All program completers, 2016-17	25	25	100%	179	160	175	171	98%	176
	All program completers, 2015-16	24	24	100%	176	160	206	205	100%	176
	All program completers, 2014-15	21	21	100%	177	160	189	188	99%	175
PRINC LEARNING AND TEACHING 7-12 (5624) Test Company: ETS Score Range: 100-200	All enrolled students who have completed all nonclinical courses, 2016-17	3				157	95	89	94%	174
	Other enrolled students, 2016-17						108	101	94%	175
	All program completers, 2016-17	15	15	100%	175	157	391	390	100%	176
	All program completers, 2015-16	27	27	100%	173	157	433	430	99%	176
	All program completers, 2014-15	29	29	100%	178	157	492	487	99%	176
PRINC LEARNING AND TEACHING EARLY CHILD (5621) Test Company: ETS Score Range: 100-200	All enrolled students who have completed all nonclinical courses, 2016-17	1				157	126	122	97%	170
	Other enrolled students, 2016-17						72	66	92%	171
	All program completers, 2016-17	37	35	95%	171	157	382	373	98%	170
	All program completers, 2015-16	58	58	100%	174	157	476	474	100%	171
	All program completers, 2014-15	49	48	98%	174	157	448	445	99%	172
PRINC LEARNING AND TEACHING K-6 (5622) Test Company: ETS Score Range: 100-200	All enrolled students who have completed all nonclinical courses, 2016-17	7				160	116	113	97%	175
	Other enrolled students, 2016-17	4				160	207	201	97%	177
	All program completers, 2016-17	65	65	100%	178	160	709	704	99%	177
	All program completers, 2015-16	63	63	100%	179	160	677	673	99%	177
	All program completers, 2014-15	67	67	100%	178	160	824	822	100%	177
SE BEHAVIORAL EMOTIONAL (0371) Test Company: ETS Score Range: 100-200	All enrolled students who have completed all nonclinical courses, 2016-17									
	Other enrolled students, 2016-17									
	All program completers, 2016-17									
	All program completers, 2015-16	1				153	1			
	All program completers, 2014-15									


Single Assessment Institution-Level Pass Rate Data: Traditional Teacher Preparation Program Within IHE

	HEOA - Title II 2016 - 2017 Academic Year
	Institution Name: COLLEGE OF CHARLESTON Institution Code: 5113 State: South Carolina

February 5, 2018

Assessment Information ¹	Group	Number Taking Assessment	Number Passing Assessment	Institutional Pass Rate	Institutional Average Scaled Score	Assessment Cut Score ²	Statewide			
							Number Taking Assessment	Number Passing Assessment	Statewide Pass Rate	Statewide Average Scaled Score
SE CK AND MILD TO MODERATE APPL (5543) Test Company: ETS Score Range: 100-200	All enrolled students who have completed all nonclinical courses, 2016-17						1			
	Other enrolled students, 2016-17						30	28	93%	173
	All program completers, 2016-17	9				158	97	97	100%	175
	All program completers, 2015-16						52	52	100%	176
	All program completers, 2014-15						62	62	100%	175
SE CORE KNOWLEDGE & APPLICATIONS (5354) Test Company: ETS Score Range: 100-200	All enrolled students who have completed all nonclinical courses, 2016-17						12	12	100%	181
	Other enrolled students, 2016-17						26	26	100%	177
	All program completers, 2016-17	25	25	100%	178	151	86	86	100%	178
	All program completers, 2015-16	29	29	100%	180	151	113	113	100%	177
	All program completers, 2014-15	33	33	100%	179	151	96	96	100%	176
SE STUDENTS W INTELLECTUAL DISABILITIES (5322) Test Company: ETS Score Range: 100-200	All enrolled students who have completed all nonclinical courses, 2016-17						1			
	Other enrolled students, 2016-17						1			
	All program completers, 2016-17	20	20	100%	178	143	32	32	100%	179
	All program completers, 2015-16	17	17	100%	182	143	24	24	100%	182
	All program completers, 2014-15	19	19	100%	181	143	32	32	100%	181
SE TEACH STUDENTS W LEARNING DISAB (5383) Test Company: ETS Score Range: 100-200	All enrolled students who have completed all nonclinical courses, 2016-17						6			
	Other enrolled students, 2016-17						3			
	All program completers, 2016-17	5				151	52	52	100%	172
	All program completers, 2015-16	12	12	100%	175	151	88	88	100%	168
	All program completers, 2014-15	13	13	100%	175	151	61	60	98%	168
SE: TEACH STUDENTS W BEH DIS EMOTION DIST (5372) Test Company: ETS Score Range: 100-200	All enrolled students who have completed all nonclinical courses, 2016-17									
	Other enrolled students, 2016-17									
	All program completers, 2016-17	25	25	100%	181	154	38	38	100%	181
	All program completers, 2015-16	23	23	100%	182	154	34	34	100%	182
	All program completers, 2014-15	27	27	100%	183	154	33	33	100%	183
SOCIAL STUDIES CONTENT & INTERPRETATION (5086) Test Company: ETS Score Range: 100-200	All enrolled students who have completed all nonclinical courses, 2016-17	1				153	31	26	84%	165
	Other enrolled students, 2016-17						28	21	75%	160
	All program completers, 2016-17	5				153	89	86	97%	165
	All program completers, 2015-16	7				153	104	102	98%	166
	All program completers, 2014-15	5				153	104	102	98%	165

Single Assessment Institution-Level Pass Rate Data: *Traditional Teacher Preparation Program Within IHE*

	HEOA - Title II 2016 - 2017 Academic Year	
	Institution Name	COLLEGE OF CHARLESTON
	Institution Code	5113
	State	South Carolina

February 5, 2018

Assessment Information ¹	Group	Number Taking Assessment	Number Passing Assessment	Institutional Pass Rate	Institutional Average Scaled Score	Assessment Cut Score ²	Statewide			
							Number Taking Assessment	Number Passing Assessment	Statewide Pass Rate	Statewide Average Scaled Score
SPANISH WORLD LANGUAGE (5195) Test Company: ETS Score Range: 100-200	All enrolled students who have completed all nonclinical courses, 2016-17						1			
	Other enrolled students, 2016-17						3			
	All program completers, 2016-17	3				168	9			
	All program completers, 2015-16	4				168	11	10	91%	179
	All program completers, 2014-15	3				168	12	10	83%	173

Note: In cases where there are less than ten students taking the assessment or license/certificate, the number passing and pass rate are not reported.

¹Tests with multiple delivery options (computer, paper, etc.) will be noted with the assessment code for one format only.

²Cut scores may vary for groups depending upon when the cut scores are established by the state and when each group completed their teacher certification or licensure assessment.