




Single Assessment Institution-Level Pass Rate Data: Traditional Teacher Preparation Program Within IHE

		HEOA - Title II 2018 - 2019 Academic Year								
Institution Name		COLLEGE OF CHARLESTON								
Institution Code		5113								
State		South Carolina								
							February 3, 2020			
Assessment Information ¹	Group	Number Taking Assessment	Number Passing Assessment	Institutional Pass Rate	Institutional Average Scaled Score	Assessment Cut Score ²	Statewide			
							Number Taking Assessment	Number Passing Assessment	Statewide Pass Rate	Statewide Average Scaled Score
BIOLOGY CONTENT KNOWLEDGE (0235) Test Company: ETS Score Range: 100-200	All enrolled students who have completed all nonclinical courses, 2018-19						2			
	Other enrolled students, 2018-19	1				148	6			
	All program completers, 2018-19	2				148	25	25	100%	169
	All program completers, 2017-18	2				148	27	27	100%	168
	All program completers, 2016-17	1				148	43	43	100%	164
CHEMISTRY CONTENT KNOWLEDGE (0245) Test Company: ETS Score Range: 100-200	All enrolled students who have completed all nonclinical courses, 2018-19						2			
	Other enrolled students, 2018-19									
	All program completers, 2018-19	1				152	7			
	All program completers, 2017-18						5			
EDUCATION OF YOUNG CHILDREN (5024) Test Company: ETS Score Range: 100-200	All enrolled students who have completed all nonclinical courses, 2018-19						104	87	84%	167
	Other enrolled students, 2018-19	1				160	183	154	84%	168
	All program completers, 2018-19	39	39	100%	173	160	457	442	97%	171
	All program completers, 2017-18	32	32	100%	174	160	511	506	99%	171
	All program completers, 2016-17	36	35	97%	175	160	393	389	99%	171
ELEM ED MULTI SUBJ MATHEMATICS (5003) Test Company: ETS Score Range: 100-200	All enrolled students who have completed all nonclinical courses, 2018-19	2				157	106	96	91%	174
	Other enrolled students, 2018-19	9				157	235	214	91%	175
	All program completers, 2018-19	44	42	95%	177	157	504	491	97%	179
	All program completers, 2017-18	28	28	100%	180	157	365	362	99%	179
	All program completers, 2016-17	27	26	96%	181	157	223	218	98%	180
ELEM ED MULTI SUBJ READING LANG ARTS (5002) Test Company: ETS Score Range: 100-200	All enrolled students who have completed all nonclinical courses, 2018-19	2				157	108	93	86%	168
	Other enrolled students, 2018-19	8				157	233	211	91%	170
	All program completers, 2018-19	44	44	100%	176	157	504	495	98%	172
	All program completers, 2017-18	28	27	96%	174	157	365	361	99%	172
	All program completers, 2016-17	27	26	96%	174	157	222	217	98%	173
ELEM ED MULTI SUBJ SCIENCES (5005) Test Company: ETS Score Range: 100-200	All enrolled students who have completed all nonclinical courses, 2018-19	2				159	106	85	80%	167
	Other enrolled students, 2018-19	8				159	234	191	82%	168
	All program completers, 2018-19	44	43	98%	170	159	504	487	97%	172
	All program completers, 2017-18	28	27	96%	170	159	365	356	98%	172
	All program completers, 2016-17	27	26	96%	175	159	222	216	97%	172

Single Assessment Institution-Level Pass Rate Data: Traditional Teacher Preparation Program Within IHE

		HEOA - Title II 2018 - 2019 Academic Year									
Institution Name		COLLEGE OF CHARLESTON									
Institution Code		5113									
State		South Carolina									
		February 3, 2020									
Assessment Information ¹		Group		Number Taking Assessment	Number Passing Assessment	Institutional Pass Rate	Institutional Average Scaled Score	Assessment Cut Score ²	Statewide		
									Number Taking Assessment	Number Passing Assessment	Statewide Pass Rate
ELEM ED MULTI SUBJ SOCIAL STUDIES (5004) Test Company: ETS Score Range: 100-200	All enrolled students who have completed all nonclinical courses, 2018-19		2				155	105	84	80%	164
	Other enrolled students, 2018-19		8				155	232	173	75%	165
	All program completers, 2018-19		44	43	98%	169	155	504	487	97%	168
	All program completers, 2017-18		28	27	96%	167	155	365	356	98%	168
	All program completers, 2016-17		27	27	100%	174	155	222	217	98%	170
ELEM ED: INSTRUCTIONAL PRACTICE AND APPLICATIONS (5019) Test Company: ETS Score Range: 100-200	All enrolled students who have completed all nonclinical courses, 2018-19							1			
	Other enrolled students, 2018-19							5			
	All program completers, 2018-19							12	12	100%	166
	All program completers, 2017-18		1				155	126	124	98%	172
	All program completers, 2016-17		1				155	264	259	98%	169
ENGLISH LANGUAGE ARTS: CONTENT AND ANALYSIS (5039) Test Company: ETS Score Range: 100-200	All enrolled students who have completed all nonclinical courses, 2018-19		1				168	29	25	86%	176
	Other enrolled students, 2018-19							40	30	75%	175
	All program completers, 2018-19		9				168	97	90	93%	177
	All program completers, 2017-18		2				168	81	80	99%	178
	All program completers, 2016-17		3				168	95	95	100%	178
FRENCH WORLD LANGUAGE (5174) Test Company: ETS Score Range: 100-200	All enrolled students who have completed all nonclinical courses, 2018-19										
	Other enrolled students, 2018-19							1			
	All program completers, 2018-19							2			
	All program completers, 2017-18		2				162	4			
	All program completers, 2016-17		1				162	1			
MATHEMATICS CONTENT KNOWLEDGE (5161) Test Company: ETS Score Range: 100-200	All enrolled students who have completed all nonclinical courses, 2018-19							8			
	Other enrolled students, 2018-19							27	19	70%	156
	All program completers, 2018-19		1				150	55	50	91%	162
	All program completers, 2017-18		5				150	67	66	99%	165
	All program completers, 2016-17							48	48	100%	166
MIDDLE SCHOOL ENG LANG ARTS (5047) Test Company: ETS Score Range: 100-200	All enrolled students who have completed all nonclinical courses, 2018-19		1				164	5			
	Other enrolled students, 2018-19		1				164	13	7	54%	164
	All program completers, 2018-19		7				164	41	33	80%	168
	All program completers, 2017-18		6				164	38	33	87%	168
	All program completers, 2016-17		6				164	48	44	92%	169


Single Assessment Institution-Level Pass Rate Data: Traditional Teacher Preparation Program Within IHE

	HEOA - Title II 2018 - 2019 Academic Year
	Institution Name: COLLEGE OF CHARLESTON Institution Code: 5113 State: South Carolina


February 3, 2020

Assessment Information ¹	Group	Number Taking Assessment	Number Passing Assessment	Institutional Pass Rate	Institutional Average Scaled Score	Assessment Cut Score ²	Statewide			
							Number Taking Assessment	Number Passing Assessment	Statewide Pass Rate	Statewide Average Scaled Score
MIDDLE SCHOOL MATHEMATICS (5169) Test Company: ETS Score Range: 100-200	All enrolled students who have completed all nonclinical courses, 2018-19						3			
	Other enrolled students, 2018-19						18	16	89%	174
	All program completers, 2018-19	3				165	51	47	92%	175
	All program completers, 2017-18	6				165	52	51	98%	177
	All program completers, 2016-17	8				165	73	68	93%	176
MIDDLE SCHOOL SCIENCE (5440) Test Company: ETS Score Range: 100-200	All enrolled students who have completed all nonclinical courses, 2018-19						4			
	Other enrolled students, 2018-19						13	7	54%	147
	All program completers, 2018-19	11	7	64%	158	150	47	36	77%	157
	All program completers, 2017-18	10	9	90%	164	150	47	41	87%	162
	All program completers, 2016-17	11	11	100%	165	150	67	59	88%	161
MIDDLE SCHOOL SOCIAL STUDIES (5089) Test Company: ETS Score Range: 100-200	All enrolled students who have completed all nonclinical courses, 2018-19	1				155	9			
	Other enrolled students, 2018-19	1				155	18	10	56%	160
	All program completers, 2018-19	11	8	73%	169	155	49	42	86%	167
	All program completers, 2017-18	7				155	45	43	96%	171
	All program completers, 2016-17	14	11	79%	171	155	67	60	90%	168
PHYSICAL ED CONTENT AND DESIGN (5095) Test Company: ETS Score Range: 100-200	All enrolled students who have completed all nonclinical courses, 2018-19						5			
	Other enrolled students, 2018-19						21	14	67%	168
	All program completers, 2018-19	6				169	84	79	94%	174
	All program completers, 2017-18	4				169	77	75	97%	175
	All program completers, 2016-17	7				169	75	75	100%	175
PRINC LEARNING AND TEACHING 5-9 (5623) Test Company: ETS Score Range: 100-200	All enrolled students who have completed all nonclinical courses, 2018-19	1				160	20	20	100%	174
	Other enrolled students, 2018-19						18	15	83%	171
	All program completers, 2018-19	19	19	100%	179	160	131	128	98%	175
	All program completers, 2017-18	18	18	100%	177	160	151	150	99%	175
	All program completers, 2016-17	25	25	100%	179	160	180	180	100%	176
PRINC LEARNING AND TEACHING 7-12 (5624) Test Company: ETS Score Range: 100-200	All enrolled students who have completed all nonclinical courses, 2018-19	2				157	56	53	95%	175
	Other enrolled students, 2018-19	2				157	119	115	97%	175
	All program completers, 2018-19	25	25	100%	176	157	424	419	99%	176
	All program completers, 2017-18	26	26	100%	177	157	399	397	99%	176
	All program completers, 2016-17	15	15	100%	175	157	393	393	100%	176

Single Assessment Institution-Level Pass Rate Data: Traditional Teacher Preparation Program Within IHE

		HEOA - Title II 2018 - 2019 Academic Year									
Institution Name		COLLEGE OF CHARLESTON									
Institution Code		5113									
State		South Carolina									
							February 3, 2020				
Assessment Information ¹	Group	Number Taking Assessment	Number Passing Assessment	Institutional Pass Rate	Institutional Average Scaled Score	Assessment Cut Score ²	Statewide				
							Number Taking Assessment	Number Passing Assessment	Statewide Pass Rate	Statewide Average Scaled Score	
PRINC LEARNING AND TEACHING EARLY CHILD (5621) Test Company: ETS Score Range: 100-200	All enrolled students who have completed all nonclinical courses, 2018-19	2				157	104	93	89%	168	
	Other enrolled students, 2018-19	1				157	96	90	94%	170	
	All program completers, 2018-19	42	42	100%	173	157	405	401	99%	171	
	All program completers, 2017-18	33	33	100%	173	157	485	483	100%	171	
	All program completers, 2016-17	38	38	100%	172	157	386	383	99%	171	
PRINC LEARNING AND TEACHING K-6 (5622) Test Company: ETS Score Range: 100-200	All enrolled students who have completed all nonclinical courses, 2018-19	4				160	122	118	97%	176	
	Other enrolled students, 2018-19	8				160	217	204	94%	176	
	All program completers, 2018-19	64	64	100%	176	160	692	687	99%	176	
	All program completers, 2017-18	52	51	98%	178	160	642	638	99%	176	
	All program completers, 2016-17	68	68	100%	178	160	717	712	99%	177	
SE CK AND MILD TO MODERATE APPL (5543) Test Company: ETS Score Range: 100-200	All enrolled students who have completed all nonclinical courses, 2018-19						9				
	Other enrolled students, 2018-19						38	37	97%	171	
	All program completers, 2018-19	2				158	101	101	100%	173	
	All program completers, 2017-18	4				158	75	75	100%	176	
	All program completers, 2016-17	9				158	97	97	100%	175	
SE CORE KNOWLEDGE & APPLICATIONS (5354) Test Company: ETS Score Range: 100-200	All enrolled students who have completed all nonclinical courses, 2018-19						19	19	100%	178	
	Other enrolled students, 2018-19						3				
	All program completers, 2018-19	17	17	100%	178	151	47	47	100%	175	
	All program completers, 2017-18	16	16	100%	181	151	82	82	100%	179	
	All program completers, 2016-17	25	25	100%	178	151	86	86	100%	178	
SE STUDENTS W INTELLECTUAL DISABILITIES (5322) Test Company: ETS Score Range: 100-200	All enrolled students who have completed all nonclinical courses, 2018-19	1				143	1				
	Other enrolled students, 2018-19										
	All program completers, 2018-19	10	10	100%	180	143	10	10	100%	180	
	All program completers, 2017-18	10	10	100%	178	143	32	32	100%	179	
	All program completers, 2016-17	20	20	100%	178	143	32	32	100%	179	
SE TEACH STUDENTS W LEARNING DISAB (5383) Test Company: ETS Score Range: 100-200	All enrolled students who have completed all nonclinical courses, 2018-19						19	19	100%	171	
	Other enrolled students, 2018-19						4				
	All program completers, 2018-19	8				151	36	36	100%	168	
	All program completers, 2017-18	6				151	44	44	100%	172	
	All program completers, 2016-17	5				151	52	52	100%	172	

Single Assessment Institution-Level Pass Rate Data: *Traditional Teacher Preparation Program Within IHE*

		HEOA - Title II 2018 - 2019 Academic Year								
Institution Name		COLLEGE OF CHARLESTON								
Institution Code		5113								
State		South Carolina								
							February 3, 2020			
Assessment Information ¹	Group	Number Taking Assessment	Number Passing Assessment	Institutional Pass Rate	Institutional Average Scaled Score	Assessment Cut Score ²	Statewide			
							Number Taking Assessment	Number Passing Assessment	Statewide Pass Rate	Statewide Average Scaled Score
SE: TEACH STUDENTS W BEH DIS EMOTION DIST (5372) Test Company: ETS Score Range: 100-200	All enrolled students who have completed all nonclinical courses, 2018-19	1				154	1			
	Other enrolled students, 2018-19									
	All program completers, 2018-19	17	17	100%	181	154	18	18	100%	181
	All program completers, 2017-18	16	16	100%	184	154	27	27	100%	184
	All program completers, 2016-17	25	25	100%	181	154	38	38	100%	181
SOCIAL STUDIES CONTENT & INTERPRETATION (5086) Test Company: ETS Score Range: 100-200	All enrolled students who have completed all nonclinical courses, 2018-19	1				153	12	9	75%	160
	Other enrolled students, 2018-19						54	41	76%	163
	All program completers, 2018-19	7				153	118	114	97%	166
	All program completers, 2017-18	11	11	100%	166	153	110	109	99%	164
	All program completers, 2016-17	5				153	89	87	98%	165
SPANISH WORLD LANGUAGE (5195) Test Company: ETS Score Range: 100-200	All enrolled students who have completed all nonclinical courses, 2018-19	1				168	2			
	Other enrolled students, 2018-19						2			
	All program completers, 2018-19	3				168	9			
	All program completers, 2017-18	3				168	8			
	All program completers, 2016-17	3				168	9			
THEATRE (5641) Test Company: ETS Score Range: 100-200	All enrolled students who have completed all nonclinical courses, 2018-19	1				157	2			
	Other enrolled students, 2018-19						2			
	All program completers, 2018-19	2				157	11	10	91%	169
	All program completers, 2017-18	3				157	15	15	100%	177
	All program completers, 2016-17						4			

Note: In cases where there are less than ten students taking the assessment or license/certificate, the number passing and pass rate are not reported.

¹Tests with multiple delivery options (computer, paper, etc.) will be noted with the assessment code for one format only.

²Cut scores may vary for groups depending upon when the cut scores are established by the state and when each group completed their teacher certification or licensure assessment.

*Questions regarding tests listed by this testing company must be addressed to your state Title II Coordinator.